

# Preliminary FY2023 Budget

May 5, 2022



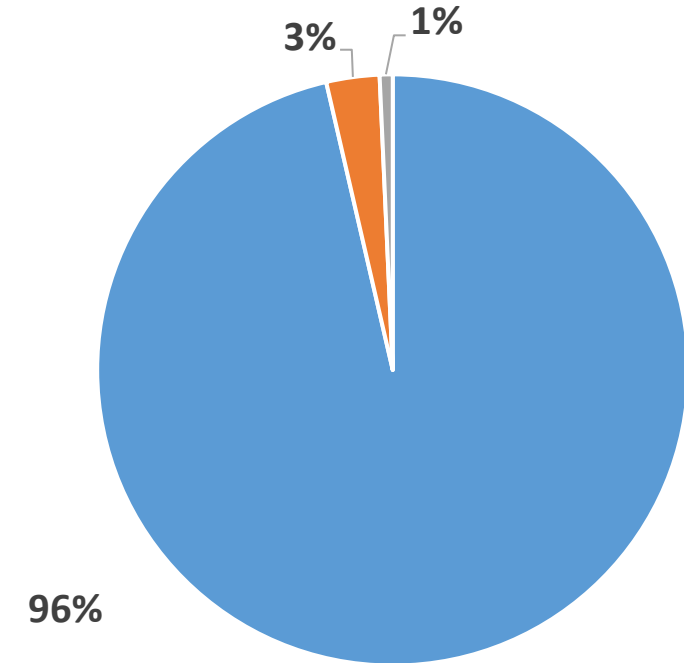
SAN MATEO COUNTY  
**Transportation  
Authority**

# FY2023 Preliminary Budget TA Revenues

(\$ in millions)

	FY2022 Revised	FY2023 Prelim	% Change inc/(dec)
Sales Tax Measure A	\$96.5	\$108.3	12.2%
Sales Tax Measure W	48.2	54.1	12.2%
Interest Income	4.9	4.9	-
Rental Income *	1.2	1.2	2.4%
Other Sources	0.4	0.4	-
<b>Total Revenue</b>	<b>\$151.2</b>	<b>\$168.9</b>	<b>11.7%</b>

Percent of Total Revenue for FY2023 Preliminary Budget

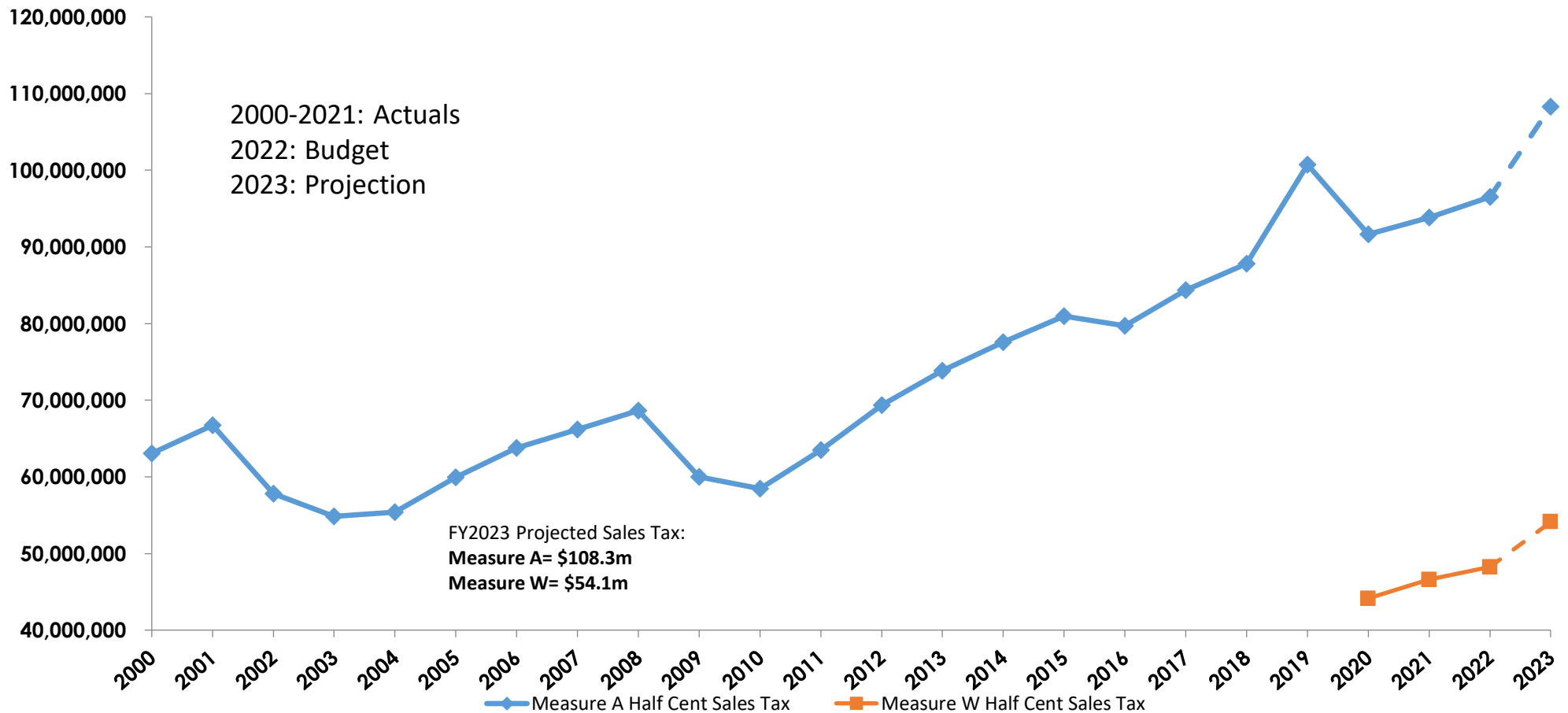


■ Sales Tax ■ Interest Income ■ Rental Income

\* Budget numbers are presented in a high-level rounding to the millions, % change is based on the detailed numbers in dollars.

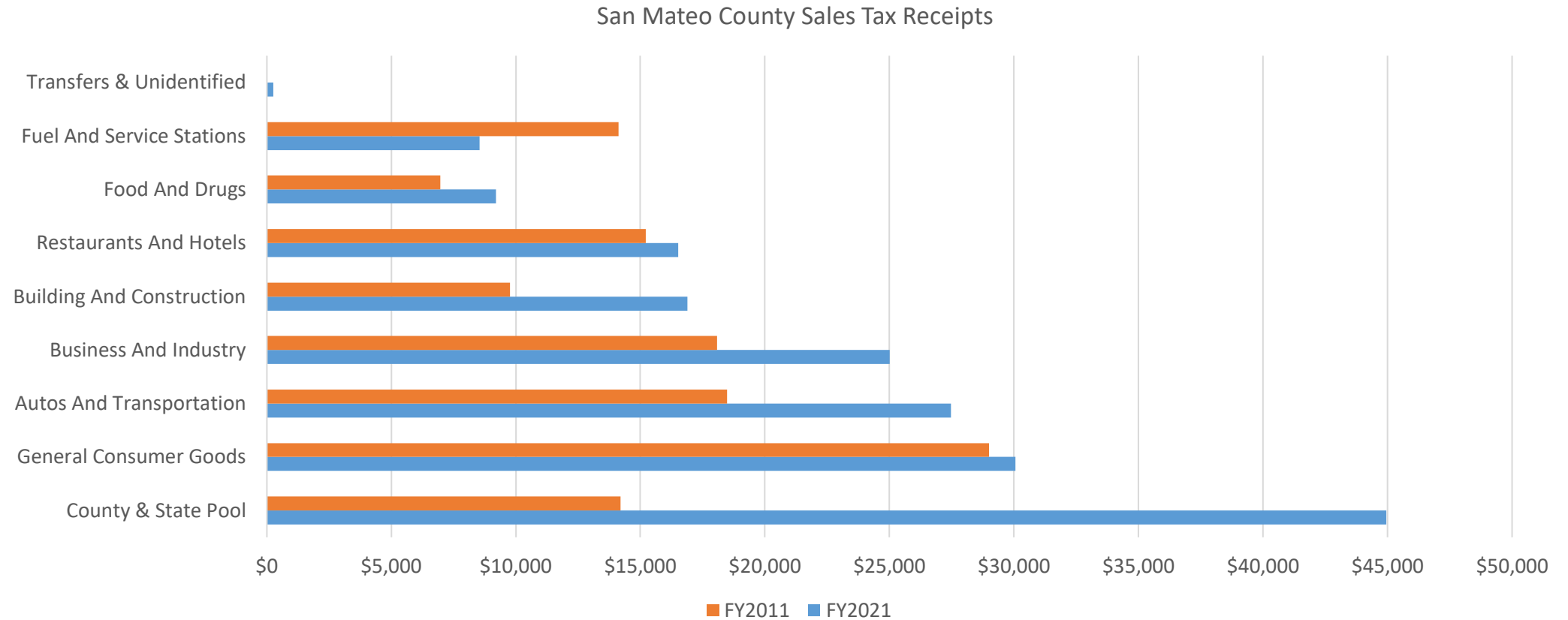


# Measure A & W Sales Tax



# Sales Tax Revenue by Industry

(\$ in thousands)



\*Source Provide by HDL Consultants

\*County and State Pool refers to online purchases that allows states to charge tax on purchases made from out-of-state online sellers.



# FY2023 Expenditures

(\$ in millions)

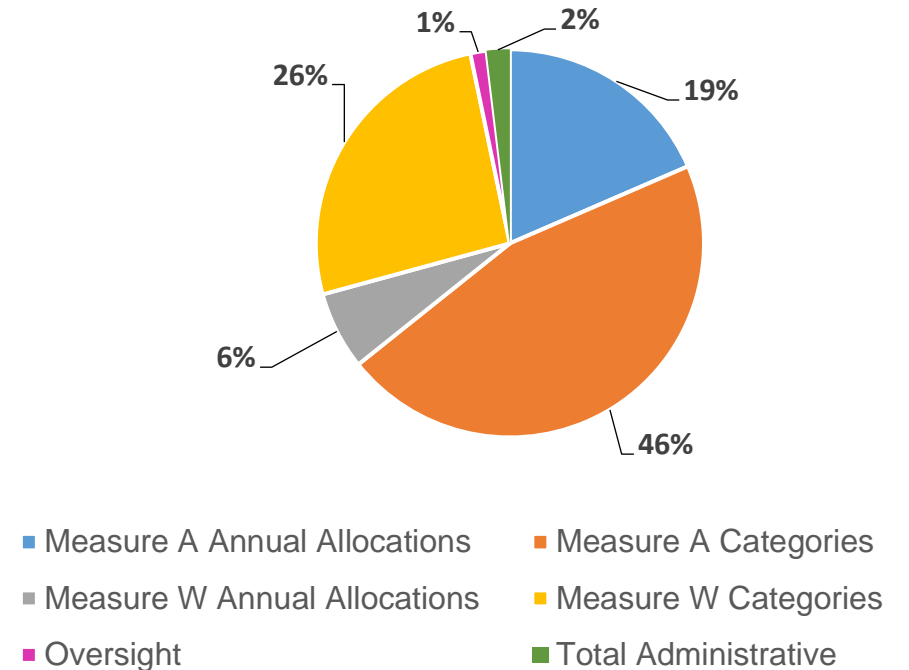
	FY2022 Revised	FY2023 Prelim	% Change inc/(dec)
Measure A Annual Allocations <sup>2</sup>	\$35.2	\$30.9	(12.4%)
Measure A Categories <sup>1 2</sup>	69.0	76.3	10.7%
Measure W Annual Allocations	9.6	10.8	12.2%
Measure W Categories <sup>1</sup>	43.9	43.3	(1.3%)
Oversight <sup>*</sup>	2.3	2.3	-
Total Administrative	2.8	3.2	11.8%
<b>Total Expenditures</b>	<b>\$162.8</b>	<b>\$166.8</b>	<b>2.4%</b>

\* Budget numbers are presented in a high-level rounding to the millions, % change is based on the detailed numbers in dollars.

<sup>1</sup> FY2022 Revised Measure A and Measure W Categories include a true up for actual sales proceeds received in FY2021 and therefore do not equal the percent change for the Measure A and Measure W Sales Tax Revenues and Annual Allocations.

<sup>2</sup> FY2023 Caltrain Operating Member Agency Funding reallocated from Measure A Annual Allocations to Measure A Categories.

Percent of Total Expenditures  
FY2023 Preliminary Budget

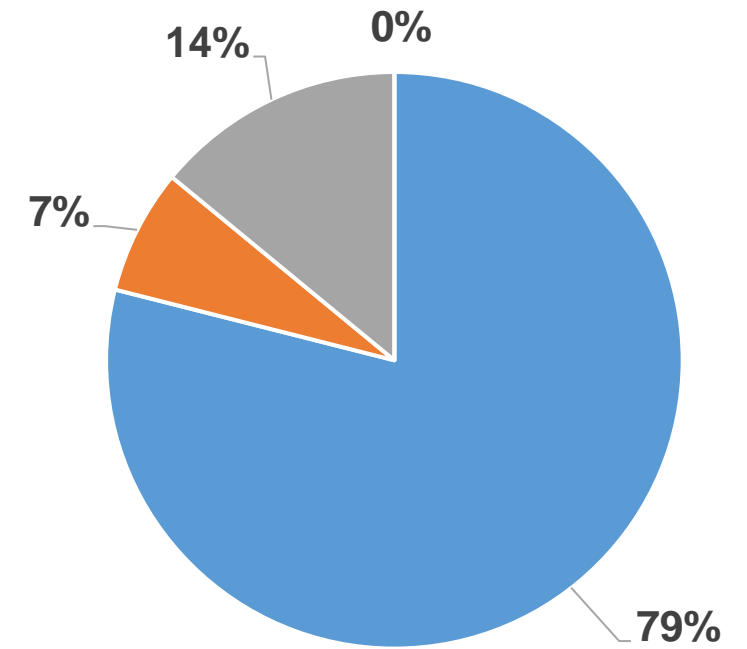


# Measure A Annual Allocations

(\$ in millions)

	FY2022 Revised	FY2023 Prelim	% Change inc/(dec)
Local Streets & Transportation	\$21.7	\$24.4	12.2%
SFO BART Extension	1.9	2.2	12.2%
Paratransit	3.9	4.3	12.2%
Caltrain	7.7	-	(100.0%)
<b>Total Annual Allocations</b>	<b>\$35.2</b>	<b>\$30.9</b>	<b>(12.4%)</b>

Percent of Total Annual Allocations  
FY2023 Preliminary Budget



■ Local Entities ■ SFO ■ Paratransit ■ Caltrain



# Measure A Categories

(\$ in millions)

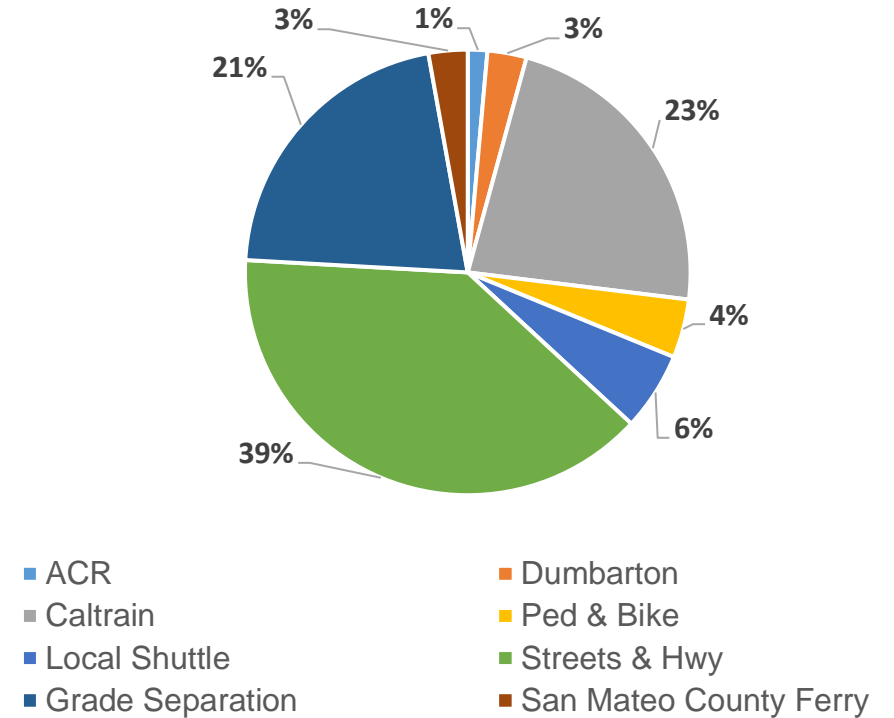
	FY2022 Revised	FY2023 Prelim	% Change inc/(dec)
Alternative Congestion Relief *	\$1.1	\$1.1	(1.9%)
Dumbarton *	2.2	2.2	(1.9%)
Caltrain <sup>2</sup>	8.8	17.3	96.3%
Pedestrian & Bicycle	3.3	3.2	(1.9%)
Local Shuttle	4.4	4.3	(1.9%)
Streets & Highways	30.3	29.8	(1.9%)
Grade Separation *	16.6	16.2	(1.9%)
San Mateo County Ferry *	2.2	2.2	(1.9%)
<b>Total Measure A Categories <sup>1</sup></b>	<b>\$68.9</b>	<b>\$76.3</b>	<b>10.7%</b>

\* Budget numbers are presented in a high-level rounding to the millions, % change is based on the detailed numbers in dollars.

<sup>1</sup> FY2022 Revised Measure A Categories include a true up for actual sales proceeds received in FY2021 and therefore do not equal the percent change for the Measure A Sales Tax Revenues and Annual Allocations.

<sup>2</sup> FY2023 Caltrain Operating Member Agency Contribution reallocated from Measure A Annual Allocations to Measure A Categories.

Percent of Total Measure A Categories  
FY2023 Preliminary Budget



# Measure W Annual Allocations

(\$ in millions)

	<b>FY2022 Revised</b>	<b>FY2023 Prelim</b>	<b>% Change inc/(dec)</b>
Local Safety, Pothole and Congestion Relief Improvements	\$9.6	\$10.8	12.2%





# Measure W Categories\*\*

(\$ in millions)

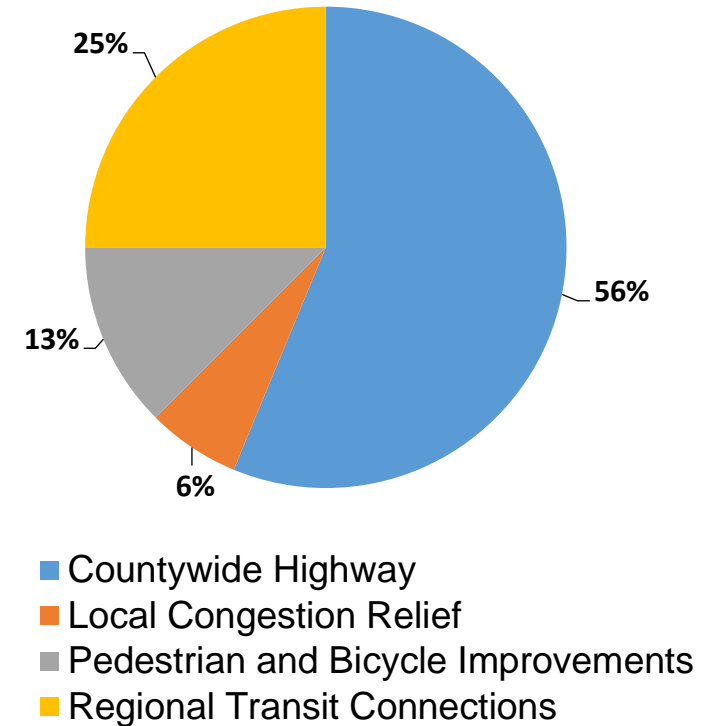
	FY2022 Revised	FY2023 Prelim	% Change inc/(dec)
Countywide Highway Congestion Improvements	\$24.7	\$24.4	(1.3%)
Local Congestion Relief- Grade Separation *	2.7	2.7	(1.3%)
Pedestrian & Bicycle Improvements	5.5	5.4	(1.3%)
Regional Transit Connections	11.0	10.8	(1.3%)
<b>Total Measure W Categories <sup>1</sup></b>	<b>\$43.9</b>	<b>\$43.3</b>	<b>(1.3%)</b>

\* Numbers are presented in a high-level rounding to the millions, % change is based on the detailed numbers in dollars.

\*\*1% of Measure W Categories will be used for staff support

<sup>1</sup> FY2022 Revised Measure W Categories include an adjustment for actual sales proceeds received in FY2021 and therefore do not equal the percent change for the Measure W Sales Tax Revenues and Annual Allocations.

Percent of Total Measure W Categories  
FY2023 Preliminary Budget



# Preliminary FY2023 Budget

