

Proposed FY2021 Budget

September 3, 2020
Finance Item 12c



FY2021 Changes- August to September Board

(in millions)

	FY2021 Preliminary	FY2021 Proposed	% Change inc/(dec)
Revenues			
Sales Tax Measure A	\$84.8	\$80.0	(5.7%)
Sales Tax Measure W	42.4	40.0	(5.7%)
Expenditures			
Measure A Annual Allocations	\$31.0	\$29.2	(5.7%)
Measure A Categories	40.7	38.6	(5.2%)
Measure W Annual Allocations	8.5	8.0	(5.7%)
Measure W Annual Allocations	33.9	32.0	(5.7%)

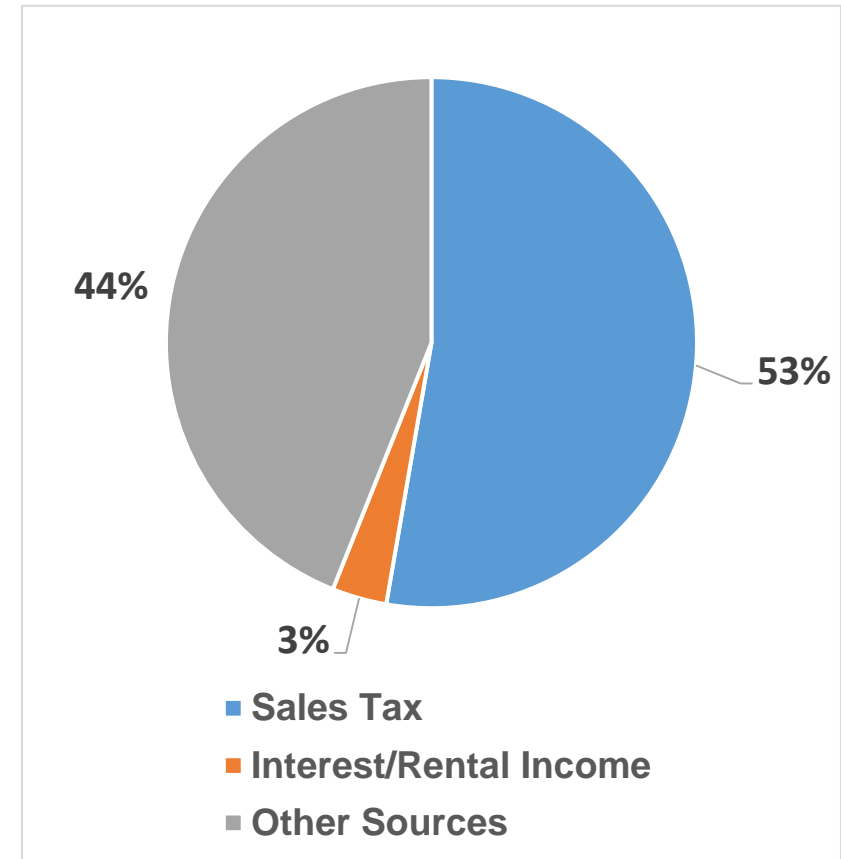


FY2021 Proposed Budget TA Revenues

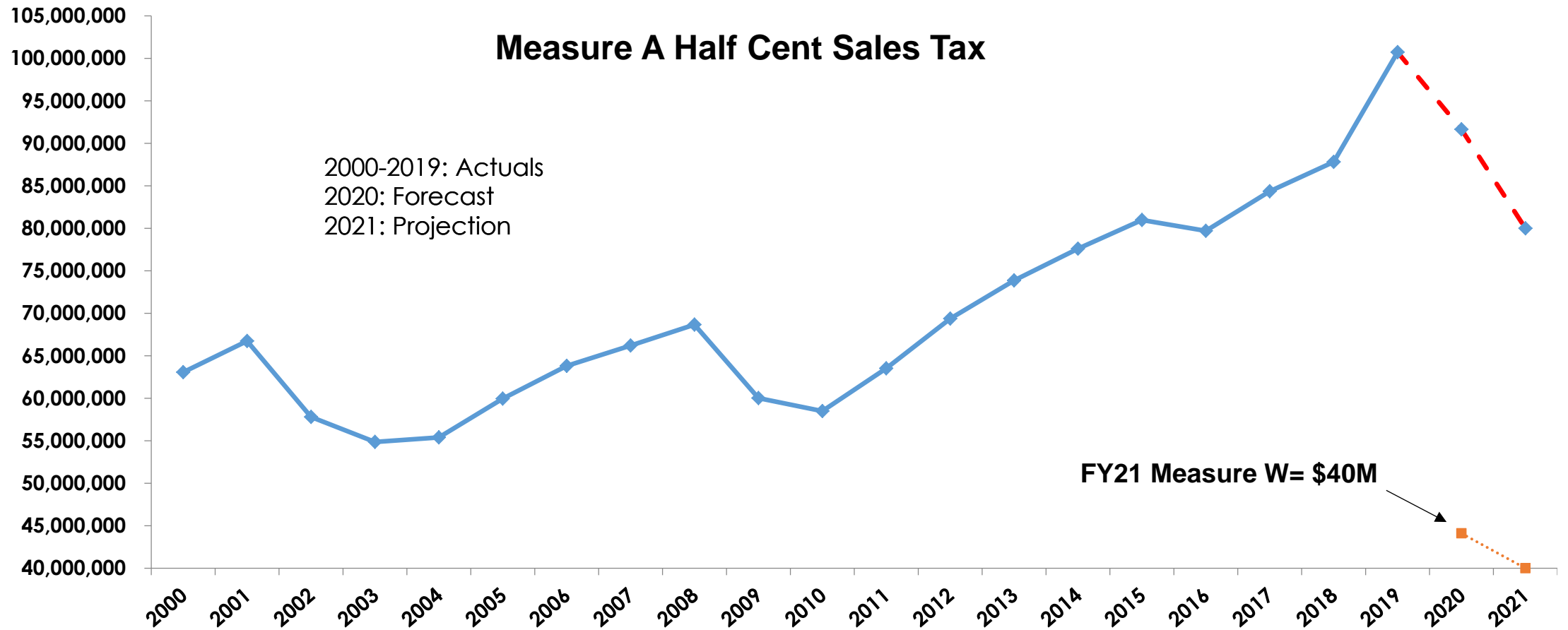
(in millions)

	FY2020 Forecast	FY2021 Proposed	% Change inc/(dec)
Sales Tax Measure A	\$91.6	\$80.0	(12.7%)
Sales Tax Measure W	44.1	40.0	(9.3%)
Interest Income	8.7	7.6	(12.7%)
Rental Income	0.9	1.0	13.1%
Other Sources- 101 Express Lanes	-	100.0	100.0%
Total Revenue	\$145.3	\$228.6	57.3%

Percent of Total Revenue for FY2021 Proposed Budget

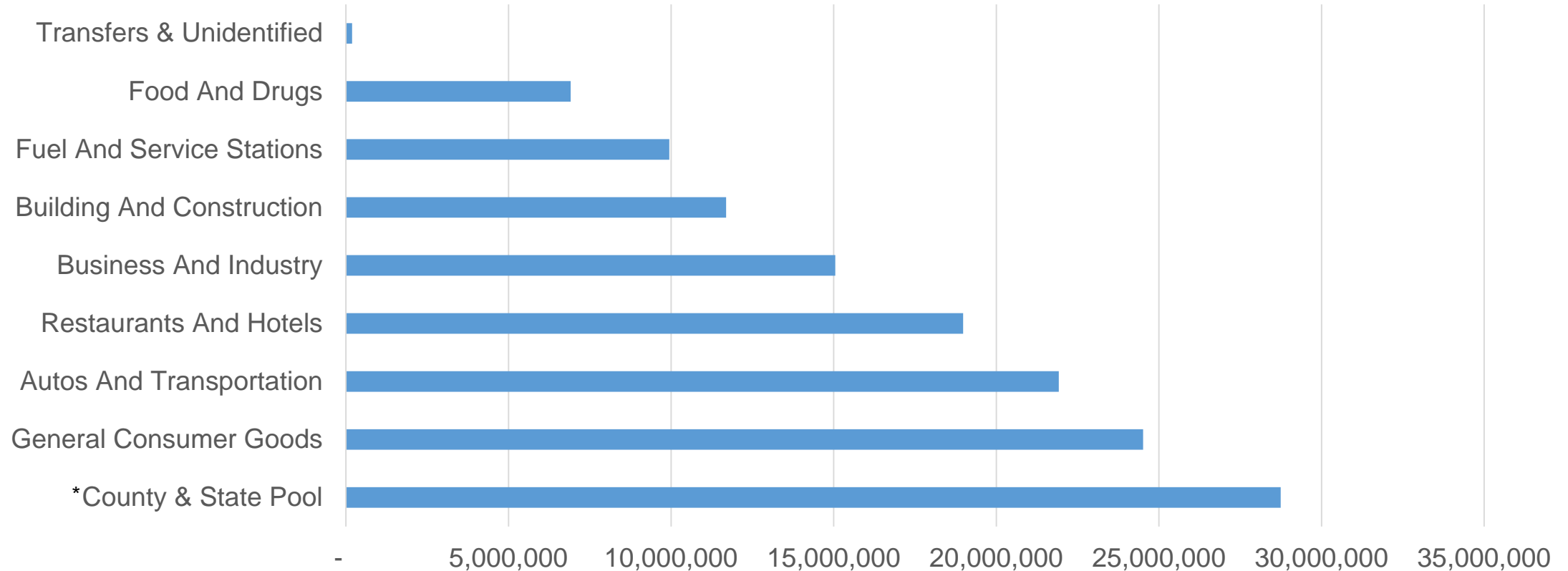


Sales Tax



Sales Tax Revenue by Industry

San Mateo County Sales Tax Receipts FY2019



*Source Provide by HDL Consultants

*County and State Pool refers to online purchases that allows states to charge tax on purchases made from out-of-state online sellers.

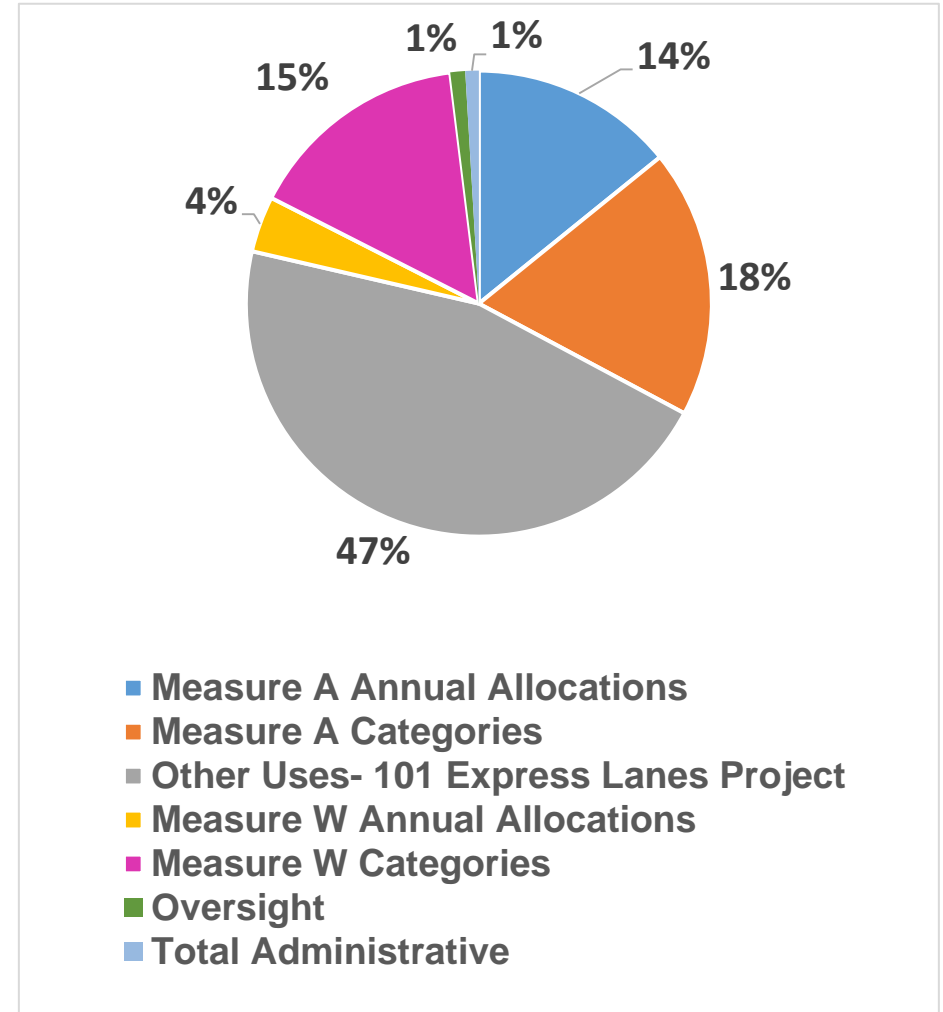


FY2021 Expenditures

(in millions)

	FY2020 Forecast	FY2021 Proposed	% Change inc/(dec)
Measure A Annual Allocations	\$31.5	\$29.2	(7.4%)
Measure A Categories	45.8	38.6	(15.9%)
Other Uses- 101 Express Lanes	-	100.0	100.0%
Measure W Annual Allocations	8.7	8.0	(7.4%)
Measure W Categories	34.5	32.0	(7.4%)
Oversight	2.3	2.3	-
Total Administrative	2.4	2.0	(15.9%)
Total Expenditures	\$125.2	\$212.1	69.4%

Percent of Total Expenditures
FY2021 Proposed Budget

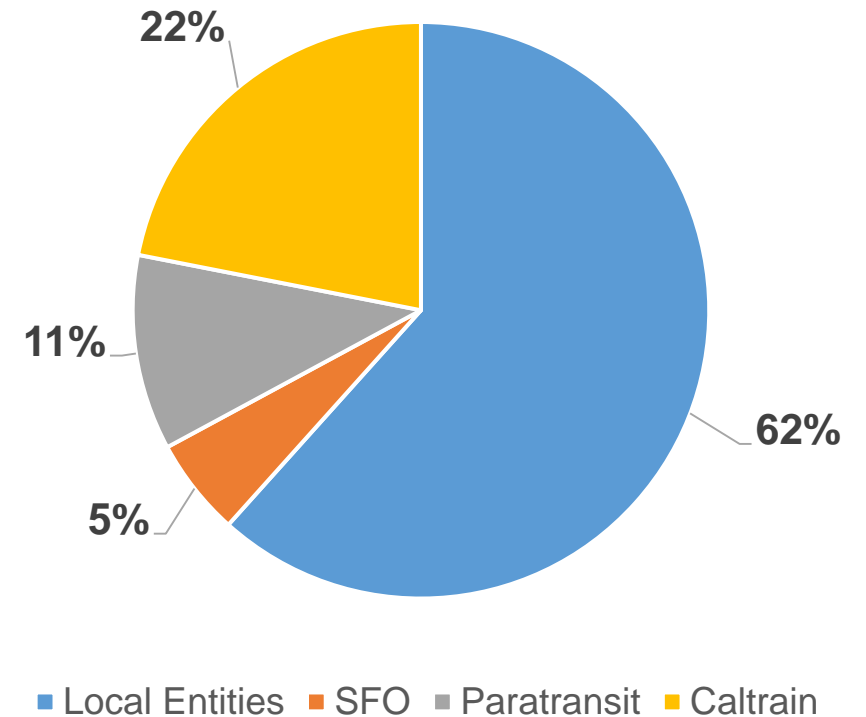


Measure A Annual Allocations

(in millions)

	FY2020 Forecast	FY2021 Proposed	% Change inc/(dec)
Allocations to Local Entities (Measure A)	\$19.4	\$18.0	(7.4%)
SFO BART Extension	1.7	1.6	(7.4%)
Paratransit	3.5	3.2	(7.4%)
Transfer to SMCTD For Caltrain	6.9	6.4	(7.4%)
Total Annual Allocations	\$31.5	\$29.2	(7.4%)

Percent of Total Annual Allocations
FY2021 Proposed Budget

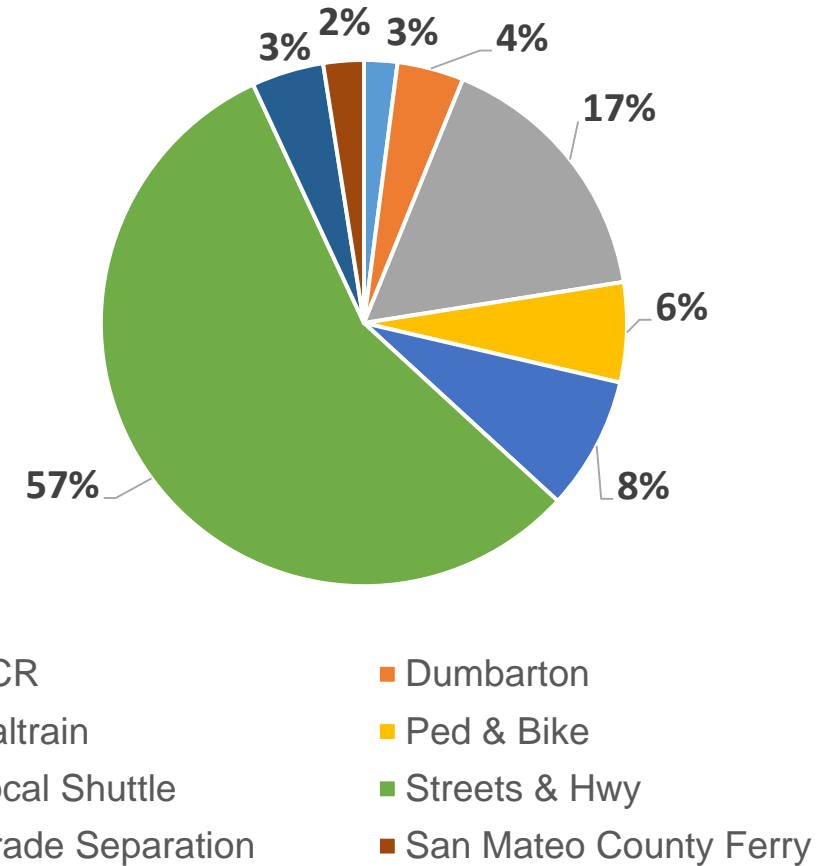


Measure A Categories

(in millions)

	FY2020 Forecast	FY2021 Proposed	% Change inc/(dec)
Alternative Congestion Relief	\$1.0	\$0.8	(20.6%)
Dumbarton	2.0	1.6	(20.6%)
Caltrain	8.1	6.4	(20.6%)
Pedestrian & Bicycle	3.0	2.4	(20.6%)
Local Shuttle	4.0	3.2	(20.6%)
Streets & Highways	27.7	22.0	(20.6%)
Grade Separation	-	1.2	-
San Mateo County Ferry	-	1.0	-
Total Measure A Categories	\$45.8	\$38.6	(15.9%)

**Percent of Total Measure A Categories
FY2021 Proposed Budget**

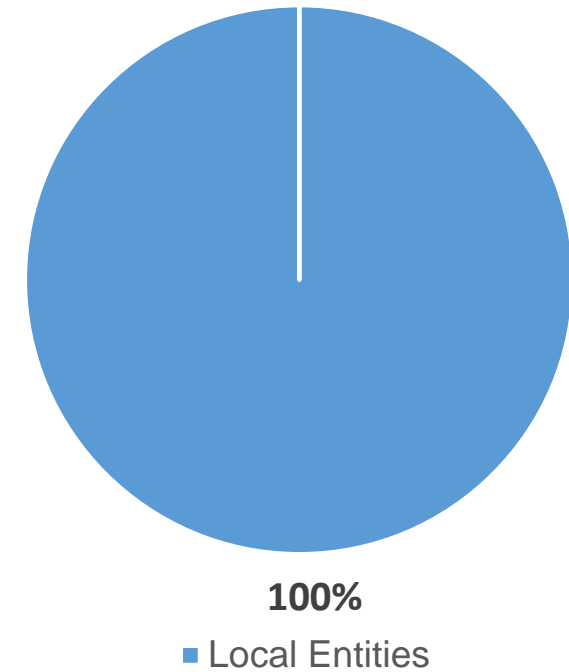


Measure W Annual Allocations

(in millions)

	FY2020 Forecast	FY2021 Proposed	% Change inc/(dec)
Measure W Allocations	\$8.7	\$8.0	(7.4%)
Total Measure W Allocations	\$8.7	\$8.0	(7.4%)

Percent of Total Allocations
FY2021 Proposed Budget

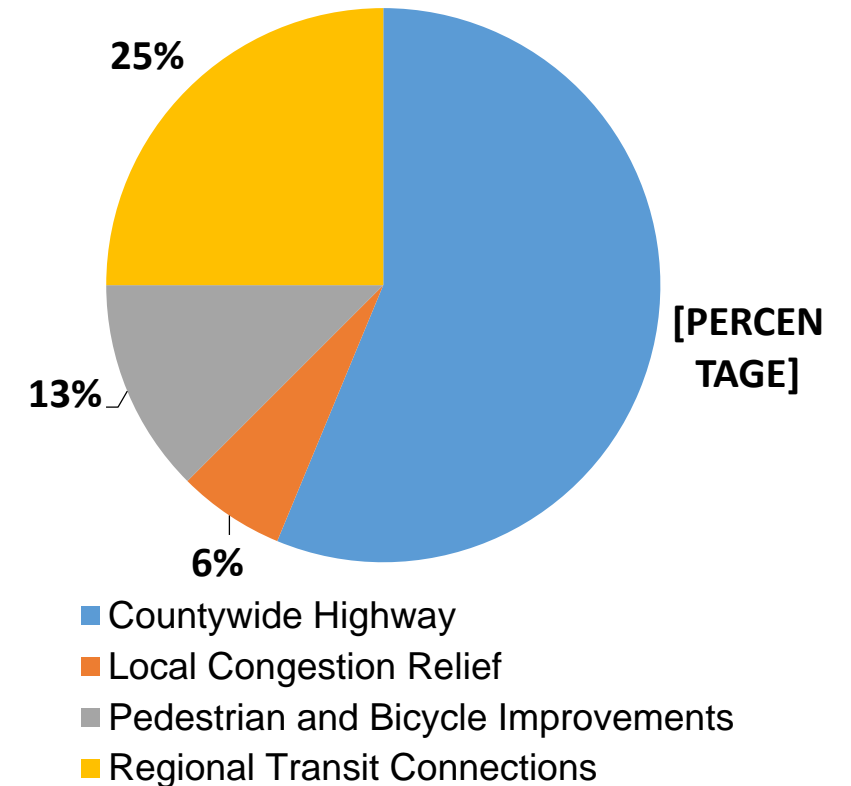


Measure W Categories

(in millions)

	FY2020 Forecast	FY2021 Proposed	% Change inc/(dec)
Countywide Highway Congestion Improvements	\$19.4	\$18.0	(7.4%)
Local Congestion Relief- Grade Separation	2.2	2.0	(7.4%)
Pedestrian & Bicycle Improvements	4.3	4.0	(7.4%)
Regional Transit Connections	8.6	8.0	(7.4%)
Total Measure W Categories	\$34.5	\$32.0	(7.4%)

**Percent of Total Measure W Categories
FY2021 Proposed Budget**



Proposed FY2021 Budget

