

# Preliminary FY2021 Budget

August 6, 2020  
Item #11(c)



# FY2021 Preliminary Budget Introduction

---

- The preliminary budget is submitted for informational purposes only.
- Reflects staff's expectations of revenue and expenditures for FY2021.
- Projections are based on most up-to-date economic trends as crisis unfolds.
- In September, staff will return to the board for adoption of the FY2021 budget.

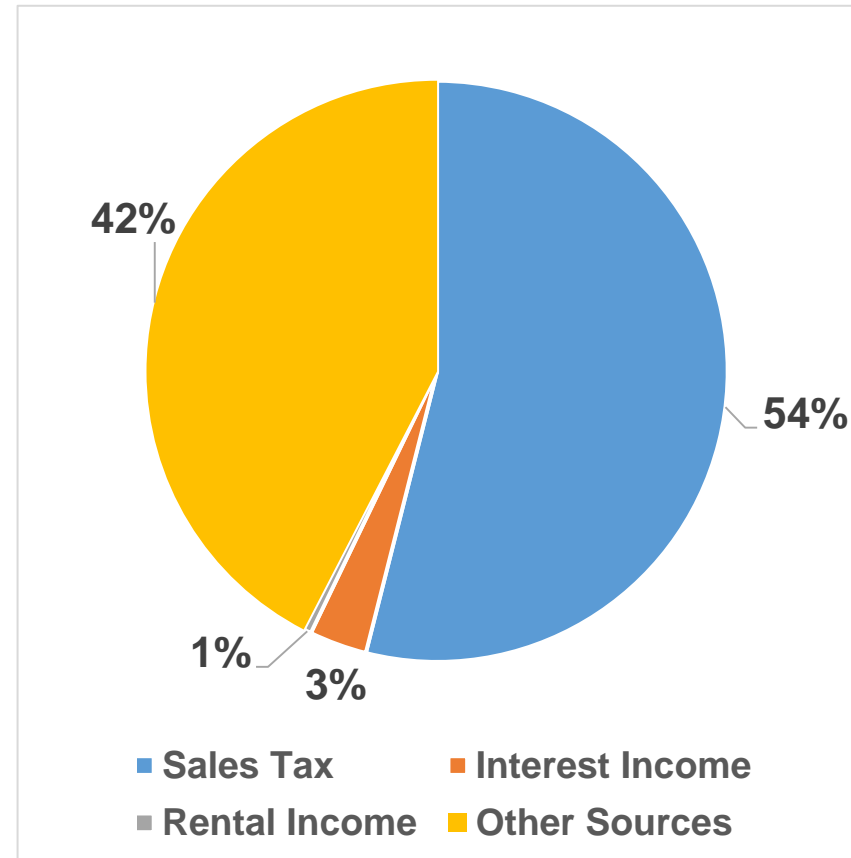


# FY2021 Preliminary Budget TA Revenues

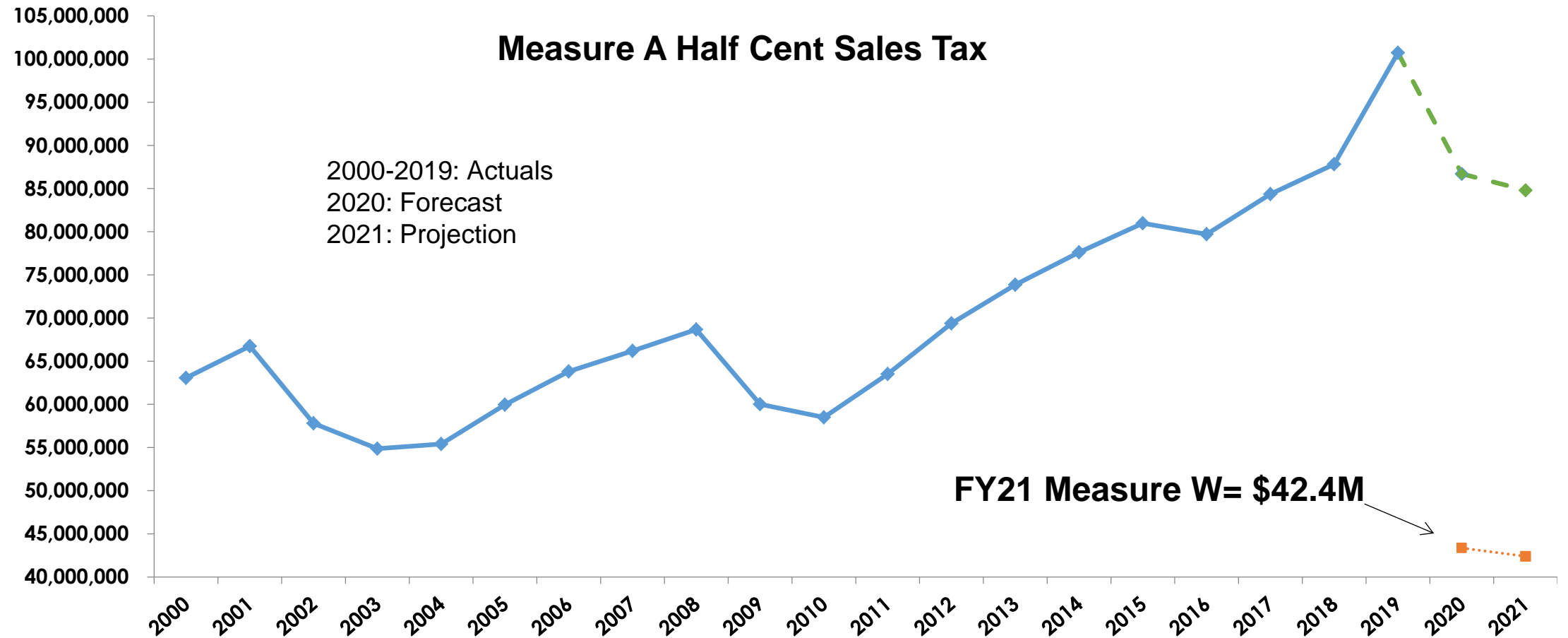
(in millions)

	FY2020 Forecast	FY2021 Preliminary	% Change inc/(dec)
Sales Tax Measure A	\$86.4	\$84.8	(1.8%)
Sales Tax Measure W	43.2	42.4	(1.8%)
Interest Income	8.7	7.6	(12.7%)
Rental Income	0.9	1.0	13.1%
Other Sources- 101 Express Lanes	-	100.0	100.0%
<b>Total Revenue</b>	<b>\$139.2</b>	<b>\$235.8</b>	<b>69.5%</b>

Percent of Total Revenue for FY2021 Preliminary Budget

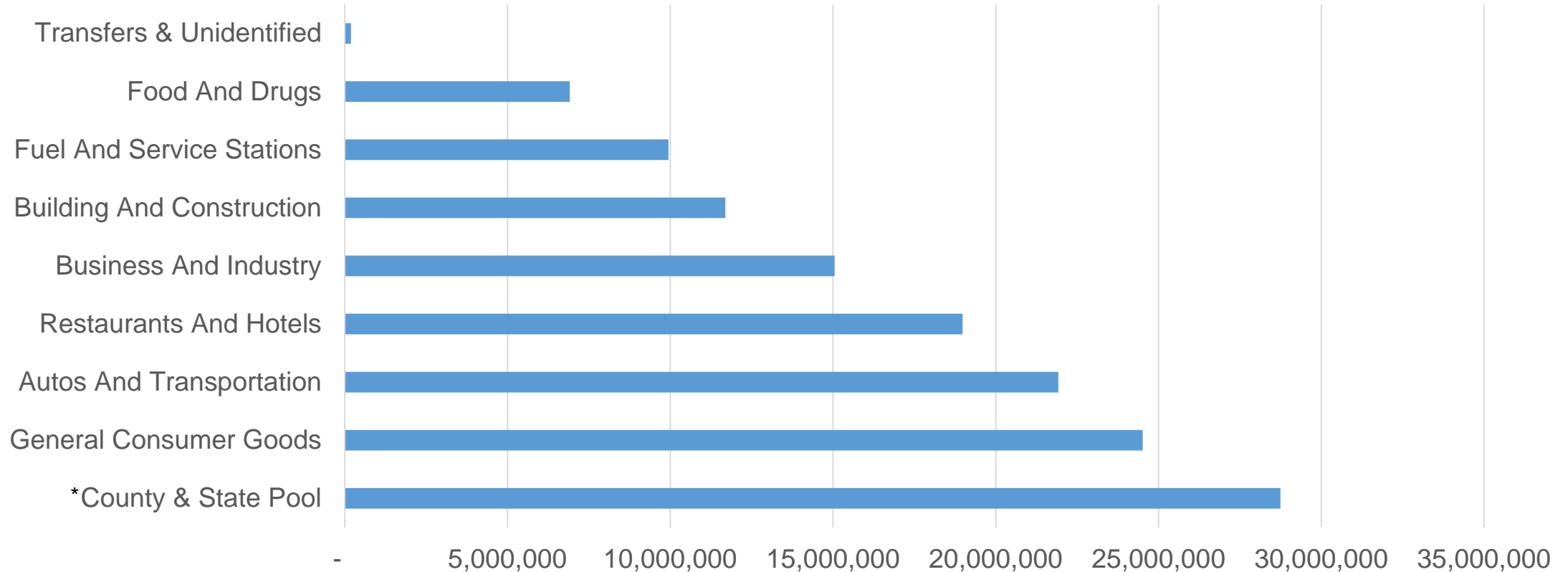


# Sales Tax



# Sales Tax Revenue by Industry

San Mateo County Sales Tax Receipts FY2019



\*Source Provide by HDL Consultants

\*County and State Pool refers to online purchases that allows states to charge tax on purchases made from out-of-state online sellers.

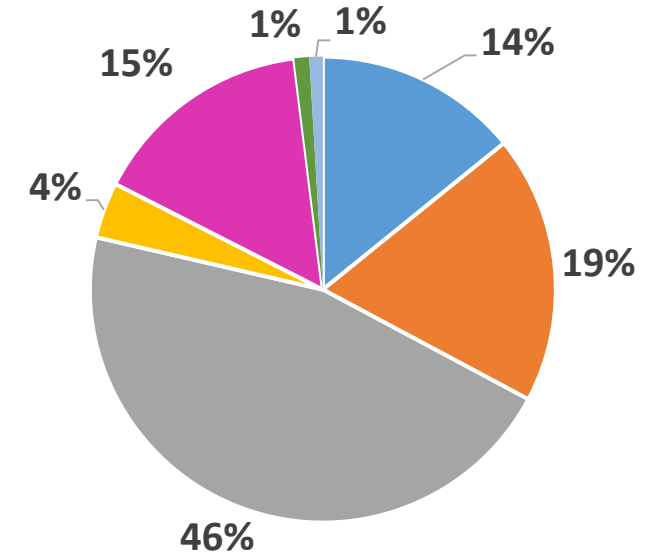


# FY2021 Expenditures

(in millions)

	FY2020 Forecast	FY2021 Preliminary	% Change inc/(dec)
Measure A Annual Allocations	\$31.5	\$30.9	(1.8%)
Measure A Categories	45.8	40.7	(11.3%)
Other Uses- 101 Express Lanes	-	100.0	-
Measure W Annual Allocations	8.6	8.5	(1.8%)
Measure W Categories	34.6	33.9	(1.8%)
Oversight	2.3	2.3	-
Total Administrative	2.4	2.0	(15.9%)
Total Expenditures	\$125.2	\$218.3	74.4%

Percent of Total Expenditures  
FY2021 Preliminary Budget



- Measure A Annual Allocations
- Measure A Categories
- Other Uses- 101 Express Lanes Project
- Measure W Annual Allocations
- Measure W Categories
- Oversight
- Total Administrative

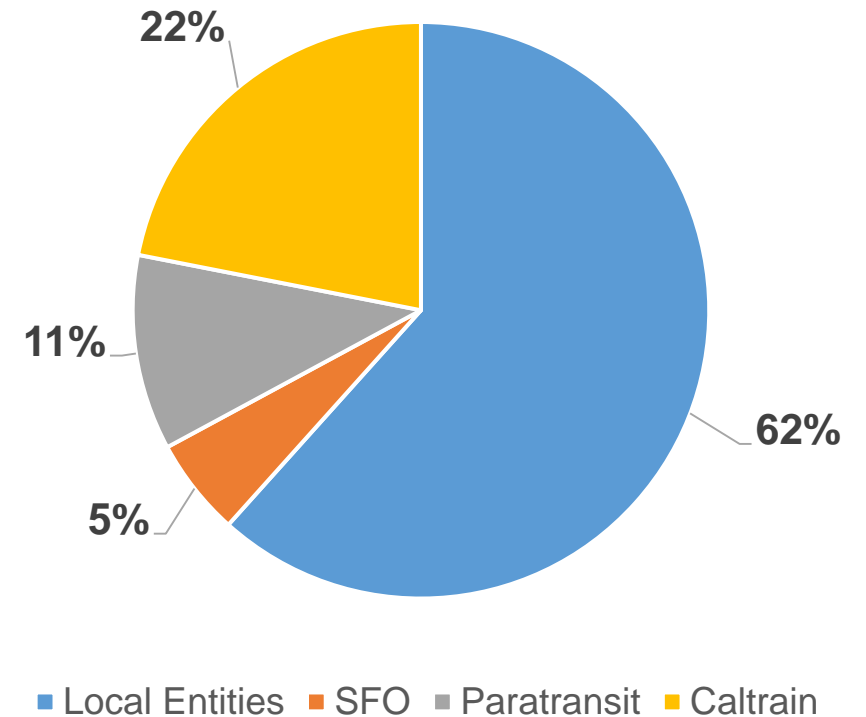


# Measure A Annual Allocations

(in millions)

	FY2020 Forecast	FY2021 Preliminary	% Change inc/(dec)
Allocations to Local Entities (Measure A)	\$19.4	\$19.0	(1.8%)
SFO BART Extension	1.7	1.7	(1.8%)
Paratransit	3.5	3.4	(1.8%)
Transfer to SMCTD For Caltrain	6.9	6.8	(1.8%)
Total Annual Allocations	\$31.5	\$30.9	(1.8%)

Percent of Total Annual Allocations  
FY2021 Preliminary Budget

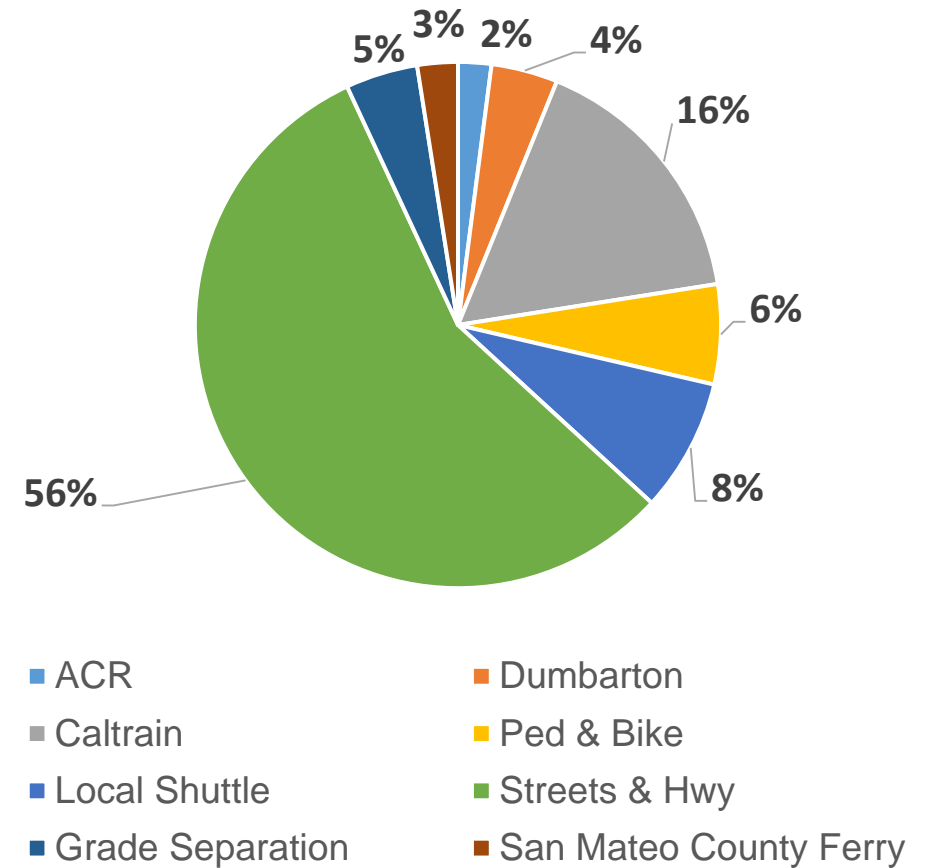


# Measure A Categories

(in millions)

	FY2020 Forecast	FY2021 Preliminary	% Change inc/(dec)
Alternative Congestion Relief	\$1.0	\$0.8	(15.8%)
Dumbarton	2.0	1.7	(15.8%)
Caltrain	8.1	6.8	(15.8%)
Pedestrian & Bicycle	3.0	2.6	(15.8%)
Local Shuttle	4.0	3.4	(15.8%)
Streets & Highways	27.7	23.3	(15.8%)
Grade Separation	-	1.1	-
San Mateo County Ferry	-	0.9	-
<b>Total Measure A Categories</b>	<b>\$45.8</b>	<b>\$40.6</b>	<b>(11.3%)</b>

**Percent of Total Measure A Categories  
FY2021 Preliminary Budget**



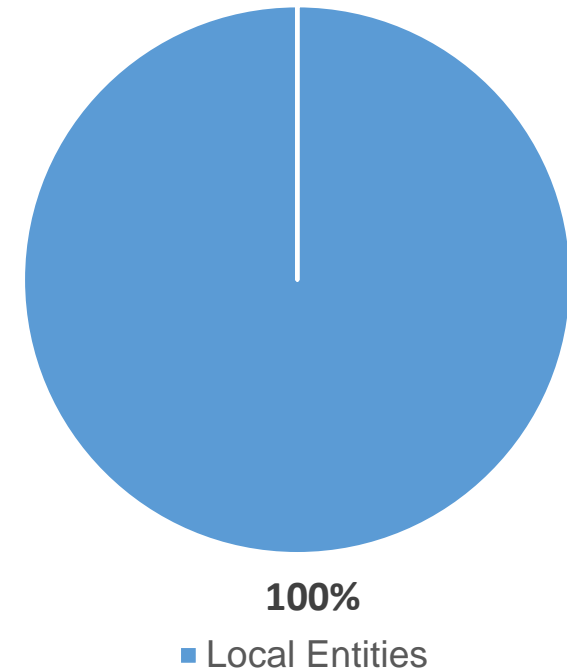


# Measure W Annual Allocations

(in millions)

	FY2020 Forecast	FY2021 Preliminary	% Change inc/(dec)
Measure W Allocations	\$8.6	\$8.5	(1.8%)
Total Measure W Allocations	\$8.6	\$8.5	(1.8%)

Percent of Total Allocations  
FY2021 Preliminary Budget

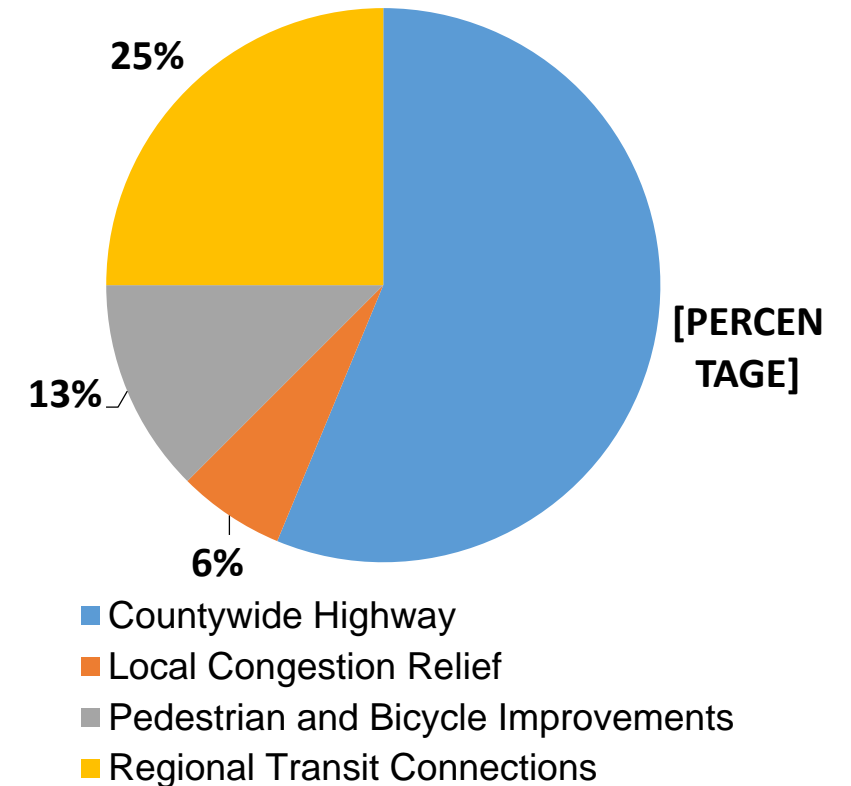


# Measure W Categories

(in millions)

	FY2020 Forecast	FY2021 Preliminary	% Change inc/(dec)
Countywide Highway Congestion Improvements	\$19.4	\$19.1	(1.8%)
Local Congestion Relief- Grade Separation	2.2	2.1	(1.8%)
Pedestrian & Bicycle Improvements	4.3	4.2	(1.8%)
Regional Transit Connections	8.6	8.5	(1.8%)
<b>Total Measure W Categories</b>	<b>\$34.5</b>	<b>\$33.9</b>	<b>(1.8%)</b>

**Percent of Total Measure W Categories  
FY2021 Preliminary Budget**



# Preliminary FY2021 Budget

