

It's Like Commuting in the Cloud.

Download a Smarter Commute at Commuter.org



August 1, 2019
TA Board of Directors
Agenda Item #9

Presentation Outline

- Agency Overview
- FY 2019-2020 Work Plan
- Programs Review
- Discussion

A white circle with a blue outline containing the text "Commute.org" in a blue, sans-serif font. The circle is positioned on the right side of the slide, overlapping a dark blue vertical bar.

Commute.org

Agency Overview

- **Structure:**

- JPA – 18 members (+2 applications pending)
- Board – elected officials
- Staff – 8 full-time, 1 AmeriCorps Fellow

- **Funding Partners:**

- C/CAG
- San Mateo County Transportation Authority (TA)
- Bay Area Air Quality Management District (TFCA)
- Private Sector Employers & Property Managers

A white circle with a blue outline containing the text "Commute.org" in a blue, sans-serif font.

Commute.org

Board of Directors

Michael Lempres
Atherton

Emily Beach**
Burlingame

Carlos Romero
East Palo Alto

Shawn Christianson
Hillsborough

Giselle Hale
Redwood City

Rick Bonilla
San Mateo

Davina Hurt
Belmont

Rae Gonzalez
Colma

Richa Awasthi
Foster City

Reuben Holober
Millbrae

Rico Medina
San Bruno

Richard Garbarino
South San Francisco

Clifford Lentz*
Brisbane

Pamela DiGiovanni
Daly City

Robert Brownstone
Half Moon Bay

Mike O'Neill
Pacifica

Sara McDowell
San Carlos

David Canepa
County of San Mateo



Commute.org

* Chair

** Vice Chair

Roster as of 7/2019

Commute.org Mission



Reduce SOVs traveling to, from or through San Mateo County

Work Plan for FY 2019-2020

- Work Plan follows structure of the Strategic Plan and becomes the basis for Scope of Work documents
- Work Plan is published and serves as roadmap for the activities of the agency throughout the year
- Program Areas: Commuters, Employers, Shuttles, Partnerships, Agency Development
- Scope of Work includes regular activities plus key initiatives

The logo for Commute.org is centered within a white circle that has a thin blue border. The text 'Commute.org' is written in a blue, sans-serif font. The circle is positioned on the right side of the slide, overlapping a dark blue vertical bar that runs down the right edge of the page.

Commute.org

Work Plan for FY 2019-2020

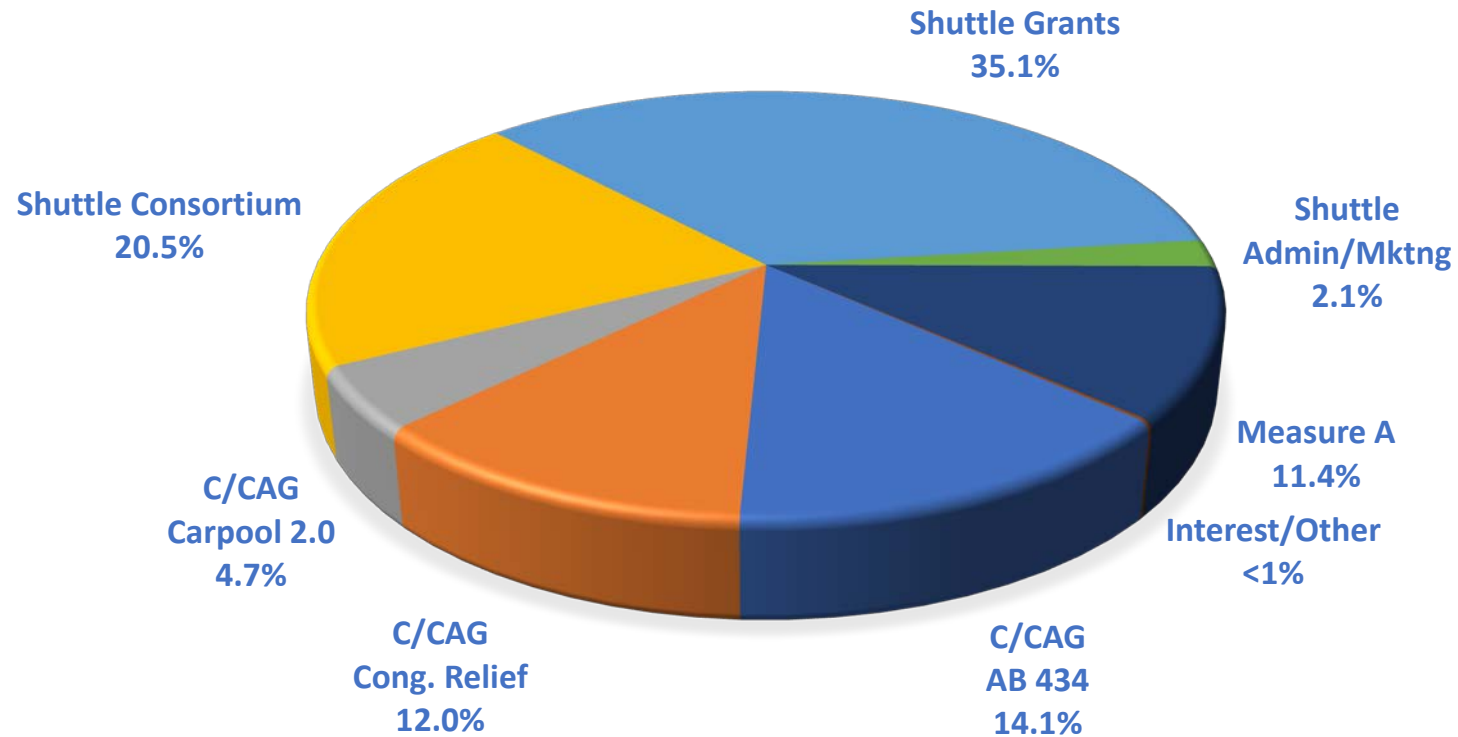
- **Key Initiatives:**

- STAR Platform – Continued Expansion
- Conduct Commute Profile 2019 Survey
- Database Improvement Project 2020
- Strategic Plan Update

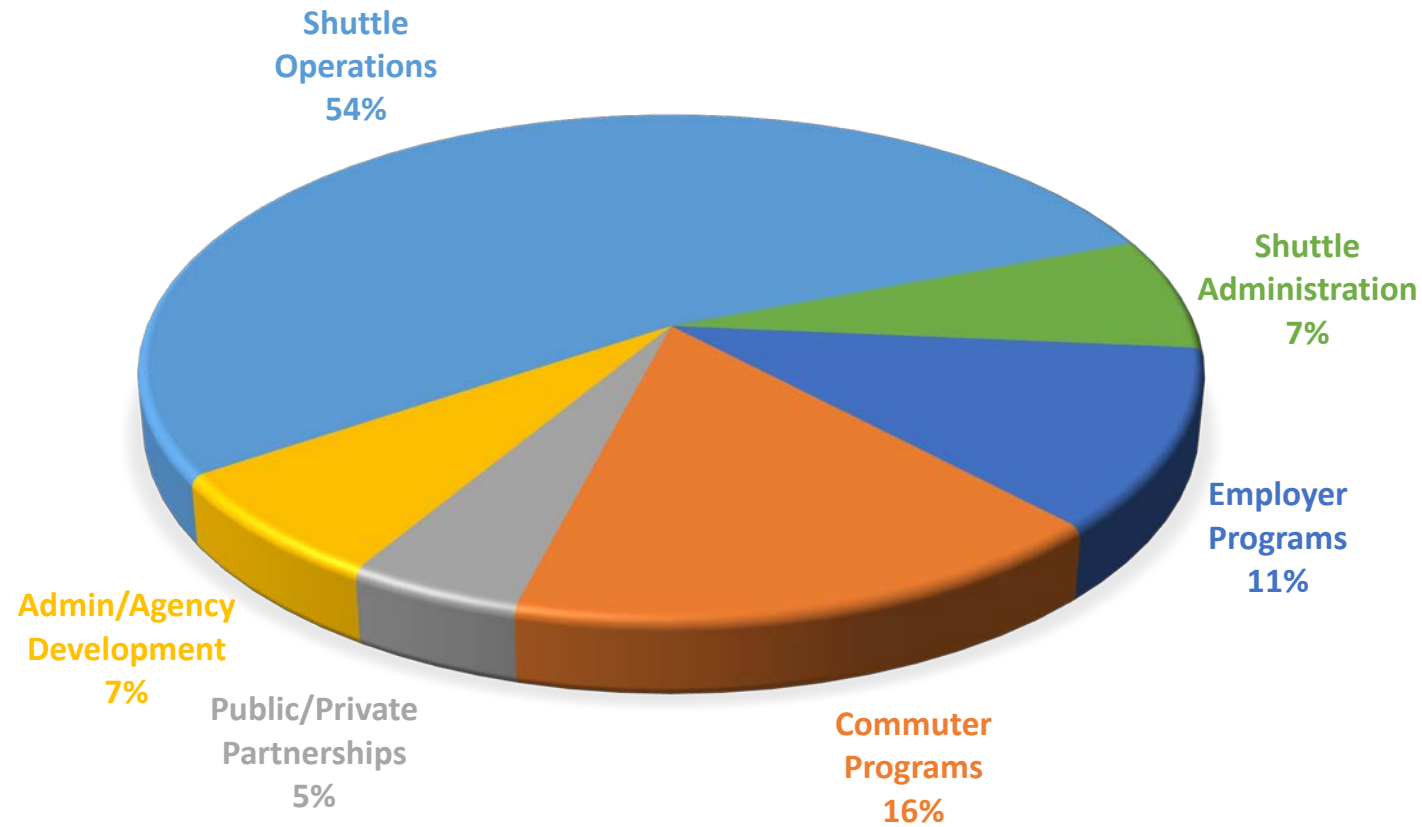
The logo for Commute.org is a white circle with a blue outline, containing the text "Commute.org" in a blue, sans-serif font.

Commute.org

Budget FY 2019-2020 Revenue (\$4.25 M)

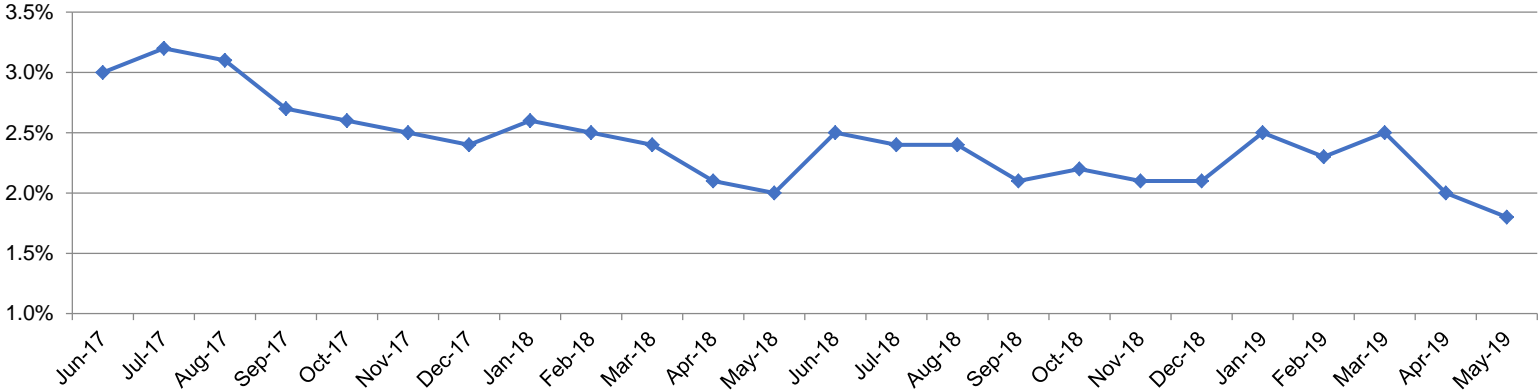


Budget FY 2019-2020 Expenditures (\$4.33 M)



Jobs / Traffic Correlation

Unemployment Rate Historical Trend: San Francisco and San Mateo Counties



COUNTY	RANK BY RATE	LABOR FORCE	EMPLOYMENT	UNEMPLOYMENT	RATE
STATE TOTAL	---	19,287,100	18,609,100	678,000	3.5%
ALAMEDA	9	845,500	824,200	21,200	2.5%
CONTRA COSTA	10	562,000	547,200	14,800	2.6%
MARIN	2	140,100	137,500	2,700	1.9%
NAPA	5	74,600	72,900	1,700	2.3%
SAN FRANCISCO	2	580,100	569,300	10,800	1.9%
SAN MATEO	1	458,100	450,100	8,000	1.7%
SANTA CLARA	4	1,051,000	1,028,800	22,200	2.1%
SONOMA	5	260,700	254,800	5,900	2.3%

May 2019







How are Bay Area workers getting to their jobs?

Commute Mode Choice ³

No matter where a person lives, commuting can be a challenge. And no matter the location in the Bay Area, residents have different options for getting from home to work. Some commuters walk or ride their bikes to work, others carpool across the Bay Bridge, and still others rely on transit. The choice of how to commute - or commute mode choice - affects everything from traffic congestion to air pollution.

12%

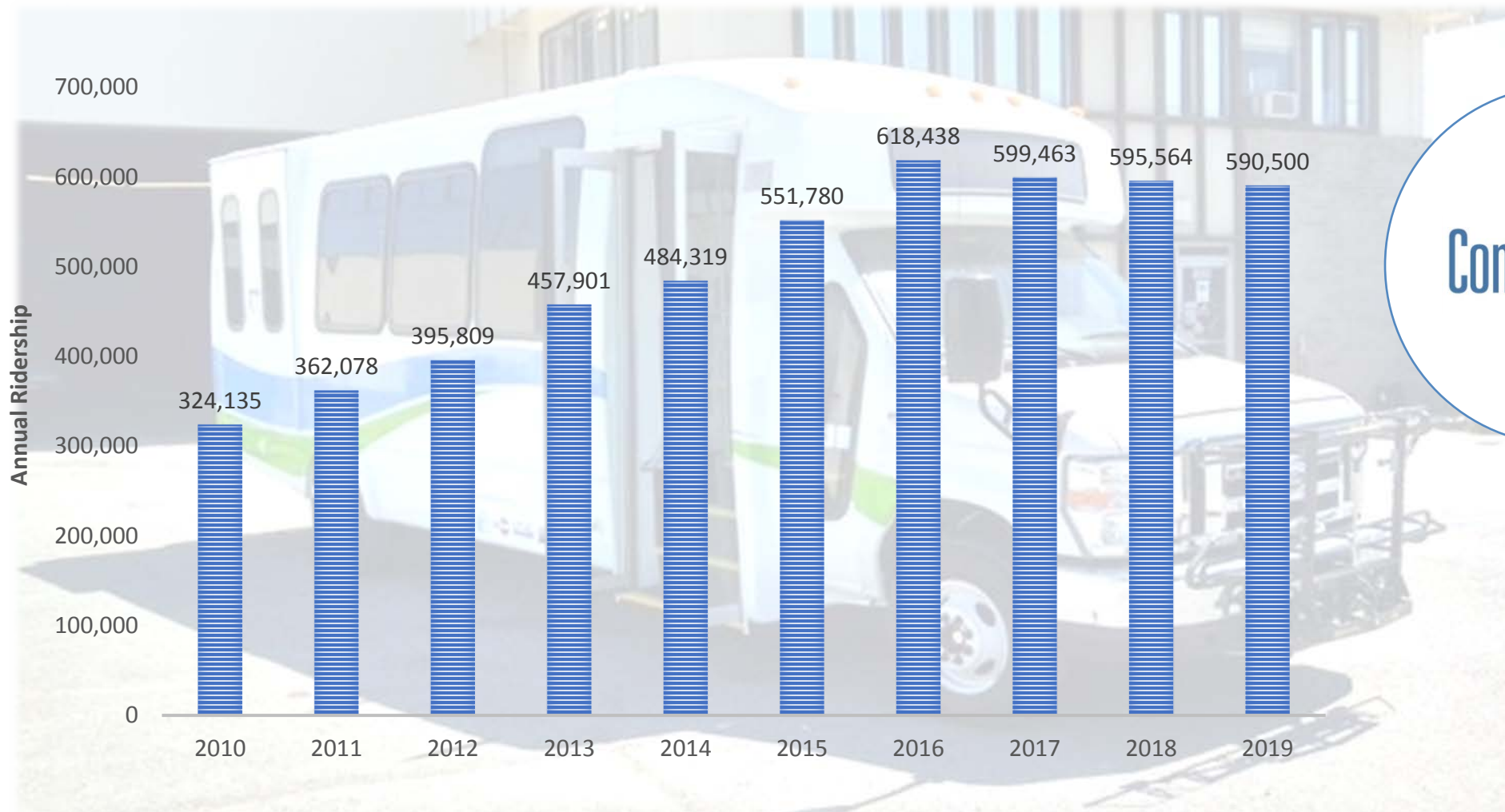
of Bay Area commuters relied on public transit in 2016, the highest share since 1970



Shuttle Program

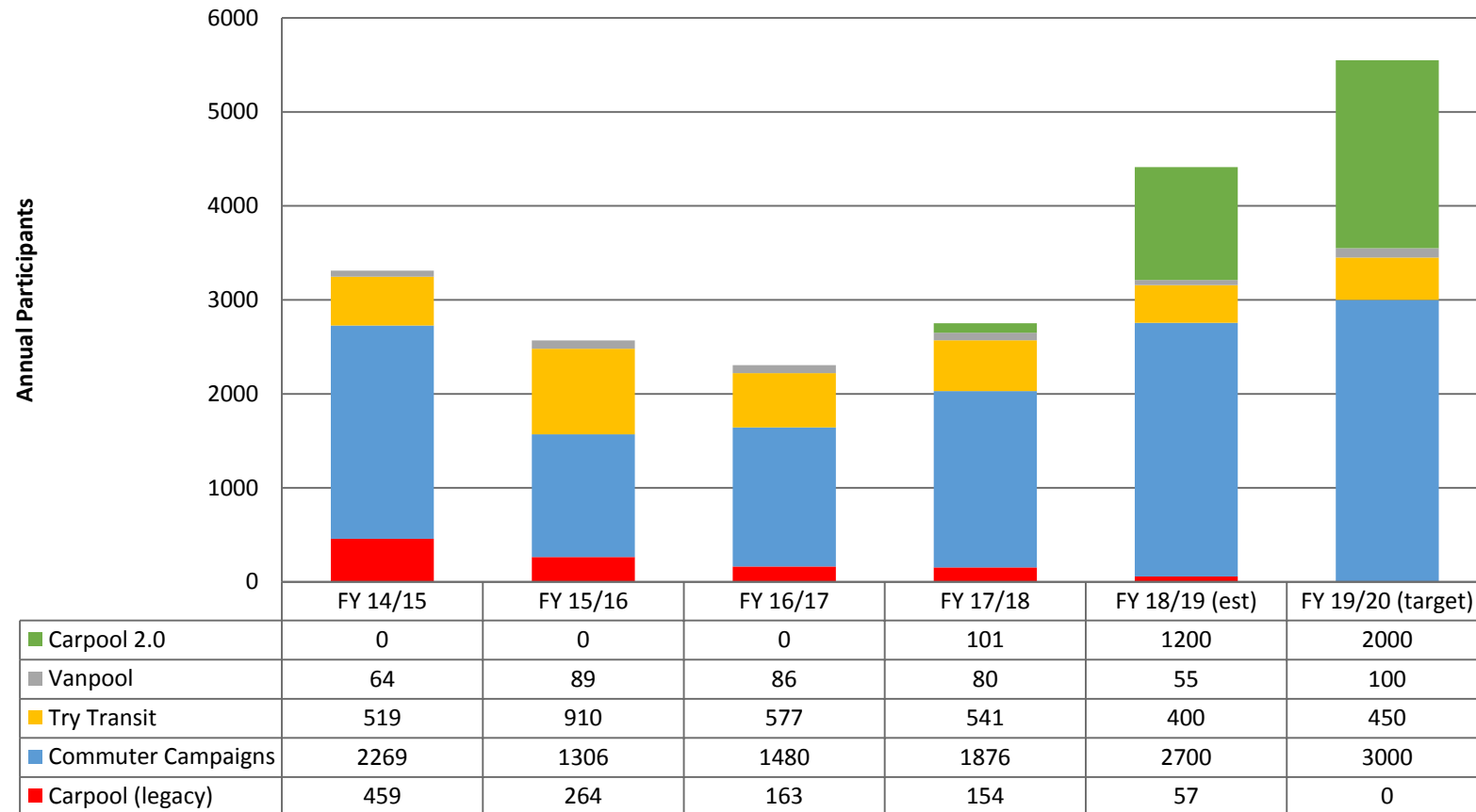


Shuttle Program



Incentive and Rewards Programs

Incentive Program Participants (all programs)





Carpoolers = \$100*

Get Rewarded at Commute.org

*FOR COMMUTES TO/FROM SAN MATEO COUNTY.
VISIT COMMUTE.ORG FOR DETAILS. FUNDED BY:





**SUPER COMMUTERS
GET REWARDED!**

**JOIN THE 2019
COMMUTER CHALLENGE!
APRIL 1 - MAY 31, 2019**



GUARANTEED

RIDE  **HOME**

C O M M U T E . O R G

YOUR COMMUTE COUNTS.

A Start

B Destination

Let's Go!



STAR Platform Trip Planner

Commute.org Dashboard Trip Planning Network Admin Incentives Tools Joe Language

A Pacifica, California
B South San Francisco, California

Jun 12, 2017 @ 10:47 AM [Revise Search](#)

Carpool
20 Results
Schedule Any Days

Vanpool
1 Result

Transit
3 Results
5 lbs CO2
9.7 mi
59 min

Walk
No Results

Bike
No Results

Drive
1 Result
8 lbs CO2
\$5.09
9.1 mi
16 min

View as Rider **View as Driver**

START A CARPOOL

Nitish
from PACIFIC AVE, PACIFICA, CALIFORNIA, 94044
DRIVER'S TRIP +0 FT / 11 MIN *
PREFS:
SCHEDULE: S M T W T F S
09:00 AM & 07:00 PM

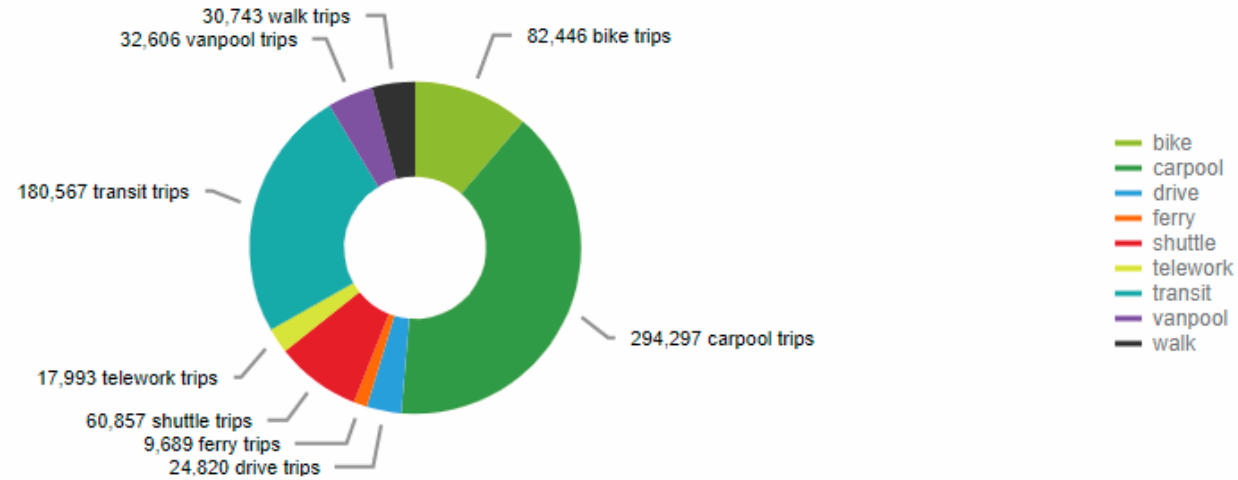
Junes
from HAUSSMAN CT, SOUTH SAN FRANCISCO, CALIFORNIA, 94080
DRIVER'S TRIP ▲ 5.0 MI / 24 MIN *
PREFS:
SCHEDULE: S M T W T F S
07:00 AM & 03:30 PM

david
from MARBLY AVE, DALY CITY, CALIFORNIA, 94015
DRIVER'S TRIP ▲ 6.1 MI / 25 MIN *

Map showing route from Pacifica to San Bruno with transit options: Zipcar, Bay Bikes Bike Share Hubs, Commute.org Shuttle Stops, Transit Hubs, Park & Ride Lots.

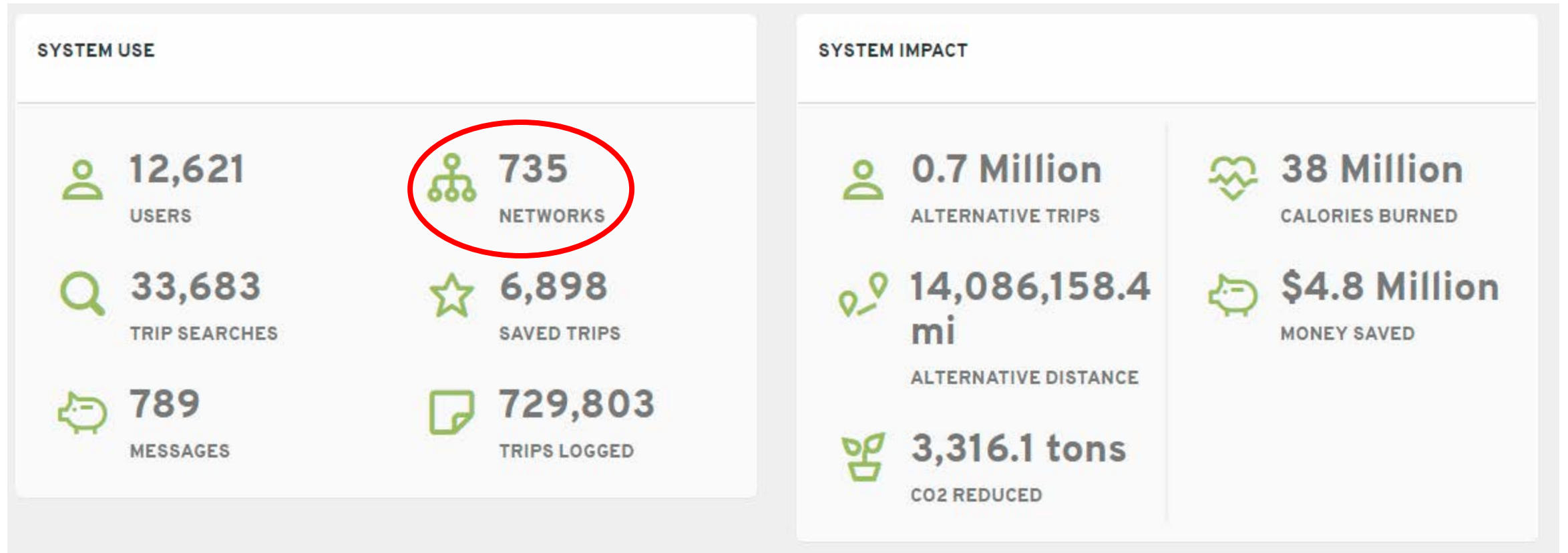
Information courtesy RideAmigos, OpenStreetMap, Esri

STAR Platform – Data Driven Feedback



MODE	USERS	TRIPS	MILES	DOLLARSSAVINGS	CO2SAVINGS	CALORIES
carpool	3,859	294,297	6,475,590	1,825,096	1,191,508,470	0
transit	2,627	180,567	4,046,893	1,158,229	774,759,580	0
bike	1,371	82,446	627,443	354,564	230,899,202	31,372,174
shuttle	1,082	60,857	1,172,203	550,889	317,667,014	0
vanpool	371	32,606	1,095,478	514,935	296,874,462	0
walk	862	30,743	71,679	40,491	26,378,016	7,167,939
drive	1,097	24,820	476,630	0	0	0
telework	466	17,993	481,938	272,277	177,353,331	0
ferry	151	9,689	204,610	66,957	10,137,183	0

STAR Platform (my.commute.org)



Thru 6/30/2019



Bay Area

Commuter Benefits Program

- Employers with **50+ full-time** employees in the Bay Area
 - ✓ Private business
 - ✓ Public agency
 - ✓ Non-profit organization
- Count based on all Bay Area worksites combined
 - ✓ Including branch locations with less than 50 employees



Discussion

Commute.org

John Ford
Executive Director
PH: 650/588-8170 x105
john@commute.org

