



**BOARD OF DIRECTORS 2021**

EMILY BEACH, CHAIR  
RICO E. MEDINA, VICE CHAIR  
CAROLE GROOM  
DON HORSLEY  
JULIA MATES  
MARK NAGALES  
CARLOS ROMERO

CARTER MAU  
ACTING EXECUTIVE DIRECTOR

# AGENDA

## CITIZENS ADVISORY COMMITTEE MEETING

### SAN MATEO COUNTY TRANSPORTATION AUTHORITY

**Due to COVID-19, this meeting will be conducted via teleconference only (no physical location) pursuant to [Assembly Bill 361](#) (Government Code Section 54953).**

Directors, staff and the public may participate remotely via Zoom at <https://samtrans.zoom.us/j/92830199143?pwd=djhSTlhqTkV4alk3anVWRThWSXFnUT09> or by entering Webinar ID: **928 3019 9143**, Passcode: **602531** in the Zoom app for audio/visual capability or by calling **1-669-900-9128** (enter webinar ID and press # when prompted for participant ID) for audio only. The video live stream will be available during or after the meeting at <https://www.smcta.com/whats happening/boardofdirectors/video.html>.

**Public Comments:** Members of the public are encouraged to participate remotely. Public comments may be submitted to [publiccomment@smcta.com](mailto:publiccomment@smcta.com) prior to the meeting's call to order so that they can be sent to the Board as soon as possible, while those received after an agenda item is heard will be included into the Board's weekly correspondence and posted online at: <https://www.smcta.com/whats happening/boardofdirectors/boardofdirectorscalendar.html>

Oral public comments will also be accepted during the meeting through Zoom\* or the teleconference number listed above. Public comments on individual agenda items are limited to one per person PER AGENDA ITEM. Use the Raise Hand feature to request to speak. For participants calling in, dial \*67 if you do not want your telephone number to appear on the live broadcast. Callers may dial \*9 to use the Raise Hand feature for public comment. Each commenter will be recognized to speak and callers should dial \*6 to unmute themselves when recognized to speak for three minutes or less. The CAC Chair shall have the discretion to manage the Public Comment process in a manner that achieves the purpose of public communication and assures the orderly conduct of the meeting.

**Revised 11-30-2021**

**November 30, 2021 – Tuesday**

**4:30 pm**

- 1) Call to Order/Pledge of Allegiance
- 2) Roll Call
- 3) Public Comment For Items Not on the Agenda

Public testimony by each individual speaker shall be limited to three (3) minutes

**TA Citizens Advisory Committee Members 2021:** Barbara Arietta (Chair), Diana Bautista, An Chen, Ken Chin, John Fox (Vice Chair), Rich Hedges, Naomi Hsu, Karen Kuklin, Sandra Lang, Jeff Londer, Peter Ohtaki, Dave Reed, Mario Rendon

**Staff Liaison:** Joe Hurley, Transportation Authority Director

**CAC Secretary:** Jean Brook

4) Consent Calendar

- a) Approval of Minutes of the CAC Meeting of November 2, 2021 MOTION

**TA Board Meeting Agenda for December 2, 2021**

- b) **TA Board Item 5 (a)** Adoption of Resolution Making Findings that the Proclaimed State of Emergency for COVID-19 Continues to Impact the Board's and Committees' Ability to Meet Safely in Person MOTION
- c) **TA Board Item 5 (c)** Acceptance of Statement of Revenues and Expenditures for the Period Ending October 31, 2021 MOTION
- d) **TA Board Item 5 (d)** Acceptance of Capital Projects Quarterly Status Report for 1st Quarter Fiscal Year 2022 MOTION
- e) **TA Board Item 5 (e)** Award of Contract to Provide Financial Audit Services MOTION
- 5) **TA Board Item 11 (a)** Acceptance of Quarterly Investment Report and Fixed Income Market Review and Outlook MOTION
- 6) **TA Board Item 10 (a)** **Alternative Congestion Relief and Transportation Demand Management (ACR/TDM) Plan Update** INFORMATIONAL
- 7) **TA Board Item 11 (b)** Programming and Allocation of \$113,968,000 in Measure A and Measure W Highway Program Funds for Twelve Highway Projects and Request Programming and Allocation of \$2,302,000 in Local Partnership Formula Funds MOTION
- 8) **TA Board Item 12** State and Federal Legislative Update INFORMATIONAL
- 9) **TA Board Item 13** 2022 Draft Legislative Program INFORMATIONAL
- 10) Report of the Chair
- 11) Report from Staff
- 12) Member Comments/Requests
- Committee members may make brief statements regarding CAC-related areas of concern, ideas for improvement, or other items that will benefit or impact the TA or the CAC
- 13) Date/Time of Next Regular Meeting: Tuesday, January 4, 2022, 4:30 pm via Zoom teleconference (additional location, if any, to be determined)
- 14) Adjourn

## **INFORMATION FOR THE PUBLIC**

All items appearing on the agenda are subject to action by the Board. Staff recommendations are subject to change by the Board.

If you have questions on the agenda, please contact the Authority Secretary at 650-508-6242. Assisted listening devices are available upon request. Agendas are posted on the TA website at [www.smcta.com](http://www.smcta.com). Communications to the Board of Directors can be emailed to [board@smcta.com](mailto:board@smcta.com).

*Free translation is available; Para traducción llama al 1.800.660.4287; 如需翻译 请电1.800.660.4287*

### **Date and Time of Regular Meetings**

The Transportation Authority (TA) meets regularly on the first Thursday of the month at 5:00 pm. The TA Citizens Advisory Committee (CAC) meets regularly on the Tuesday prior to the first Thursday of the month at 4:30 pm at the San Mateo County Transit District Administrative Building.

### **Location of Meeting**

\*Should Zoom not be operational, please check online at [https://www.smcta.com/whats happening/board\\_of\\_directorscalendar.html](https://www.smcta.com/whats happening/board_of_directorscalendar.html) for any updates or further instruction.

### **Public Comment**

Members of the public are encouraged to participate remotely. Public comments may be submitted to [publiccomment@smcta.com](mailto:publiccomment@smcta.com) prior to the meeting's call to order so that they can be sent to the CAC as soon as possible, while those received during or after an agenda item is heard will be included into the Board's weekly correspondence and posted online at:

[https://www.smcta.com/whats happening/board\\_of\\_directorscalendar.html](https://www.smcta.com/whats happening/board_of_directorscalendar.html).

Oral public comments will also be accepted during the meeting through Zoom or the teleconference number listed above. Public comments on individual agenda items are limited to one per person PER AGENDA ITEM and each commenter will be automatically notified when they are unmuted to speak for two minutes or less. The CAC Chair shall have the discretion to manage the Public Comment process in a manner that achieves the purpose of public communication and assures the orderly conduct of the meeting.

### **Accessible Public Meetings/Translation**

Written materials in appropriate alternative formats, disability-related modification/accommodation, as well as sign language and foreign language interpreters are available upon request; all requests must be made at least 72 hours in advance of the meeting or hearing. Please direct requests for disability-related modification and/or interpreter services to the Title VI Administrator at San Mateo County Transit District, 1250 San Carlos Avenue, San Carlos, CA 94070-1306; or email [titlevi@samtrans.com](mailto:titlevi@samtrans.com); or request by phone at 650-622-7864 or TTY 650-508-6448.

### **Availability of Public Records**

All public records relating to an open session item on this agenda, which are not exempt from disclosure pursuant to the California Public Records Act, that are distributed to a majority of the legislative body will be available for public inspection at 1250 San Carlos Avenue, San Carlos, CA 94070-1306, at the same time that the public records are distributed or made available to the legislative body.

**SAN MATEO COUNTY TRANSPORTATION AUTHORITY  
1250 SAN CARLOS AVENUE, SAN CARLOS, CALIFORNIA**

**CITIZENS ADVISORY COMMITTEE (CAC)  
MEETING MINUTES**

**NOVEMBER 2, 2021**

**MEMBERS PRESENT:** B. Arietta (Chair)\*, D. Bautista, A. Chen, K. Chin, R. Hedges\*, N. Hsu,  
(Via  
Teleconference) K. Kuklin, S. Lang, J. Londer, P. Ohtaki, D. Reed (joined at 5:06 pm)

**MEMBERS ABSENT:** J. Fox (Vice Chair), M. Rendon

**STAFF PRESENT:** P. Skinner, A. Chan, J. Hurley, A. Linehan, P. Gilster, J. Williams,  
J. Lipps, J. Brook

\* Rich Hedges chaired the meeting in place of Chair Barbara Arietta due to the technical considerations of conducting the meeting via teleconference.

## **1) CALL TO ORDER/PLEDGE OF ALLEGIANCE**

Rich Hedges, filling in for Vice Chair John Fox, called the meeting to order at 4:31 pm and asked Jeff Londer to lead the Pledge of Allegiance.

## **2) ROLL CALL**

CAC Secretary Jean Brook called the roll. A quorum was present.

## **3) PUBLIC COMMENT FOR ITEMS NOT ON THE AGENDA**

There were no comments.

## **4) CONSENT CALENDAR**

- a) Approval of Minutes of the CAC Meeting of October 5, 2021
- b) TA November 4, 2021 Board Item 5 (a) Adoption of Resolution Making Findings that the Proclaimed State of Emergency for COVID-19 Continues to Impact the Board's and Committees' Ability to Meet Safely in Person
- c) TA November 4, 2021 Board Item 5 (b) Approval of Minutes of the Board of Directors Meeting of October 7, 2021
- d) TA November 4, 2021 Board Item 5 (c) Acceptance of Statement of Revenues and Expenditures for the Period Ending September 30, 2021
- e) TA November 4, 2021 Board Item 5 (d) Authorize the Filing of an Application for \$12,858,000 of Regional Transportation Improvement Program Funds for the Design Phase of the SR 92/US 101 Direct Connector Project
- f) TA November 4, 2021 Board Item 11 (a) Acceptance of the Annual Comprehensive Financial Report for the Fiscal Year Ended June 30, 2021

**g) TA November 4, 2021 Board Item 11 (b) Acceptance of Quarterly Investment Report and Fixed Income Market Review and Outlook**

Sandra Lang requested to pull Item #4d, Peter Ohtaki requested to pull Item #4f, and Chair Arietta requested to pull #4g from the Consent Calendar

The Board voted to approve Items #4a, 4b, 4c, and 4e.

Motion/Second: Lang/Arietta

Ayes: Arietta, Bautista, Chen, Chin, Hedges, Hsu, Kuklin, Lang, Londer, Ohtaki

Absent: Fox, Reed, Rendon

Regarding #4d, Ms. Lang asked about the meaning of "oversight." Joe Hurley, TA Director, said there was oversight support associated with each of the program categories in addition to individual projects, which is tapped to fund staff effort at a programmatic rather than project level.

Regarding #4f, Mr. Ohtaki said he thought it should not have been placed on consent since he thought it required a presentation and more discussion. Other CAC members opined that it should not be on consent in the future.

Regarding #4g, Chair Arietta said she had questions about inflation. She supported the idea of having future quarterly reports not be on consent.

The Board voted to approve Items #4d, 4f, and 4g.

Motion/Second: Arietta/Ohtaki

Ayes: Arietta, Bautista, Chen, Chin, Hedges, Hsu, Kuklin, Lang, Londer, Ohtaki

Absent: Fox, Reed, Rendon

**5) UPDATE ON SMCTD WEBSITE REPLACEMENT PROJECT**

Jeremy Lipps, Digital Communications Manager, provided the presentation.

*Dave Reed joined the meeting at 5:06 pm.*

Ms. Lang asked if there was any online help available for website users. Mr. Lipps said the hope is that the new site would be intuitive.

Mr. Ohtaki asked if the shuttle schedules could be integrated into the SamTrans and Caltrain sites. Mr. Lipps said that there are new directives coming with GTFS (General Transit Feed Specification) code for the shuttle services so that the schedules show up in transit-related apps such as Google Maps.

Diana Bautista said she liked the look and layout of the website.

Mr. Hedges asked if the new site would connect with apps like NextBus that shows when the next bus will arrive. Mr. Lipps said not now, but the site would be able to handle the integration. Mr. Hedges said he was surprised at the cost of making PDFs accessible according to the ADA (Americans with Disabilities Act).

**6) TA NOVEMBER 4, 2021 BOARD ITEM 10 (a) SAN MATEO US 101 EXPRESS LANES QUARTERLY PROJECT UPDATE**

Leo Scott, Co-Project Manager, Gray-Bowen-Scott, provided the presentation.

Ms. Bautista praised the presentation and said she was excited for the opening of the project.

Mr. Hedges asked if there would be warning tickets for users after opening. Mr. Scott said that the CHP (California Highway Patrol) had the discretion to issue warnings or tickets as they see fit.

Chair Arietta asked how the CHP determines how many occupants are in the cars. Mr. Scott said the only reliable method at this time is visual observation. He said that users of the express lanes must first set their switchable transponders in the correct position: 1, 2, or 3. Mr. Hurley added the JPA has a contract with CHP for enhanced enforcement for express lanes tolling.

#### **7) TA NOVEMBER 4, 2021 BOARD ITEM 10 (b) 2021 HIGHWAY PROGRAM CALL FOR PROJECTS DRAFT RECOMMENDATIONS**

Patrick Gilster, Manager, Programming and Monitoring, provided the presentation.

Dave Reed asked about funding sources. Mr. Gilster explained that they would not be using all the available original Measure A funding in Option #2; he said it would just be to fill the funding gaps to award all the eligible requests that came in. He added that Option #3 would use all the available funds plus funding from the TA's Local Partnership Program (LPP) part of the SB-1 (Senate Bill 1) Program.

Ms. Lang asked about the scope description for US 101/Peninsula Avenue Interchange. Mr. Gilster said there would be additional stakeholder engagement throughout the environmental phase. Mr. Hurley said there would be ample opportunities for the public to review and comment on the project as it gets scoped and technical studies are developed. Ms. Lang asked what a buttonhook off-ramp was. Mr. Hurley said it was the type of off-ramp at Poplar Avenue.

Mr. Ohtaki asked if there were any sponsors at the workshops whose projects did not get submitted. Mr. Gilster said they had not had a debrief with those sponsors and would likely announce another request as they did for the ped/bike (pedestrian/bicycle) program. Mr. Ohtaki asked if there were any reservations expressed by applicants over their share of funding. Mr. Gilster said most sponsors understood they would have to have some level of investment in the projects to receive funding.

Chair Arietta and others expressed their strong support of Option #3, which includes funding for the Highway 1/Manor Drive overcrossing in Pacifica.

#### **8) TA NOVEMBER 4, 2021 BOARD ITEM 12 STATE AND FEDERAL LEGISLATIVE UPDATE**

Amy Linehan, Public Affairs Specialist, provided a summary of federal and state legislation. She said Congress is still trying to come to an agreement on the infrastructure bill. She said the President presented a trimmed-down version of the Build Back Better framework provides some funding for transportation. She said the infrastructure bill may pass the House as soon as this week.

She reported the state legislature is in recess until early January.

**9) REPORT OF THE CHAIR**

Chair Arietta provided an update on the October 29 Caltrain governance committee meeting.

**10)REPORT FROM STAFF**

Mr. Hurley provided a summary of ongoing projects. He noted the ribbon-cutting on October 13 in Half Moon Bay. He announced the November 17 workshop on preparing for the future of autonomous vehicles.

**11)MEMBER COMMENTS/REQUESTS**

Mr. Hedges suggested the idea of creating a grade separation district to pursue large-scale state and federal grants. Chair Arietta concurred that funding for grade separations is a top priority. Mr. Hedges said that there needs to be more cooperation from local government regarding autonomous vehicles.

**12)DATE, TIME, AND PLACE OF NEXT REGULAR MEETING**

Vice Chair Fox announced that the next meeting would be held on Tuesday, November 30, 2021 at 4:30 pm, with teleconference or location details to be provided prior to the meeting.

**13)ADJOURNMENT**

The meeting adjourned at 6:26 pm.





# Economic Update and Portfolio Strategy Review

San Mateo County Transportation Authority



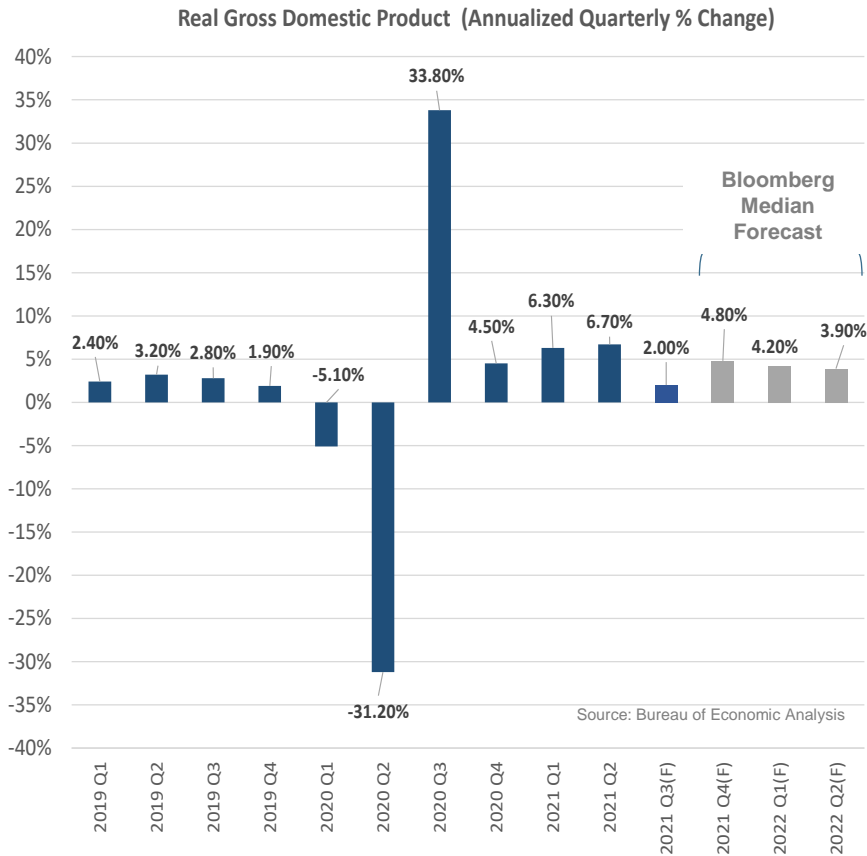
September 2021

---



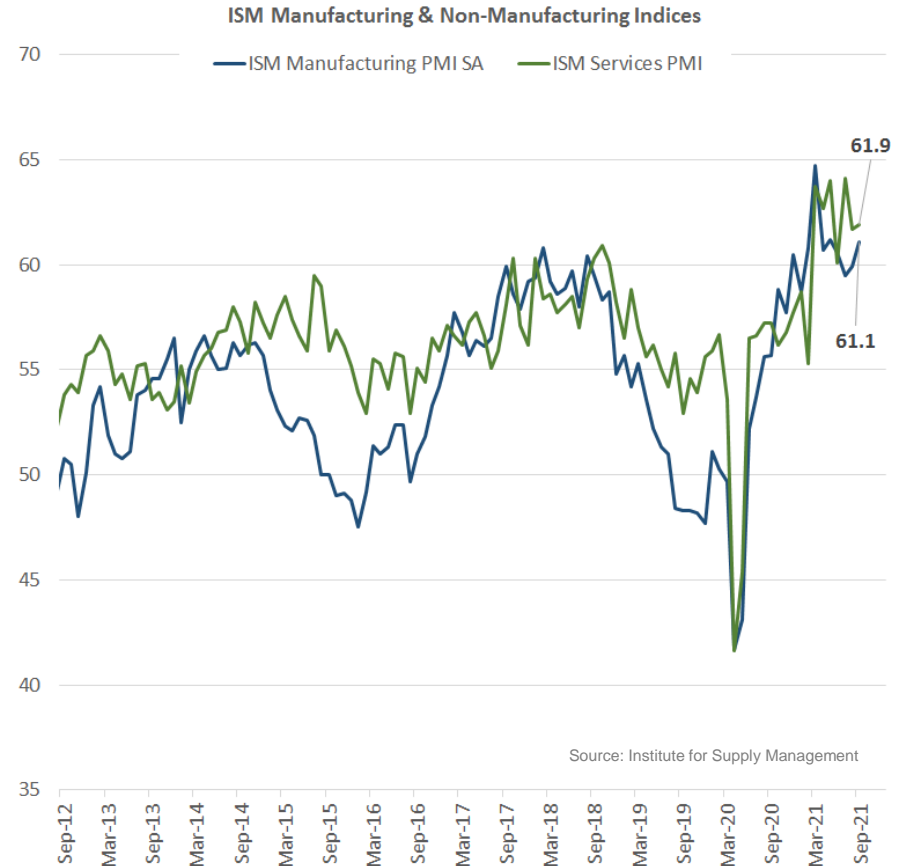
# Economic Growth: The Economy is Expected to Expand at an Above-Trend Pace

## Headwinds Not Enough to Derail U.S. Economic Growth



The U.S. Economy continues to expand despite a surge in COVID-19 cases and persistent supply chain disruptions and labor shortages.

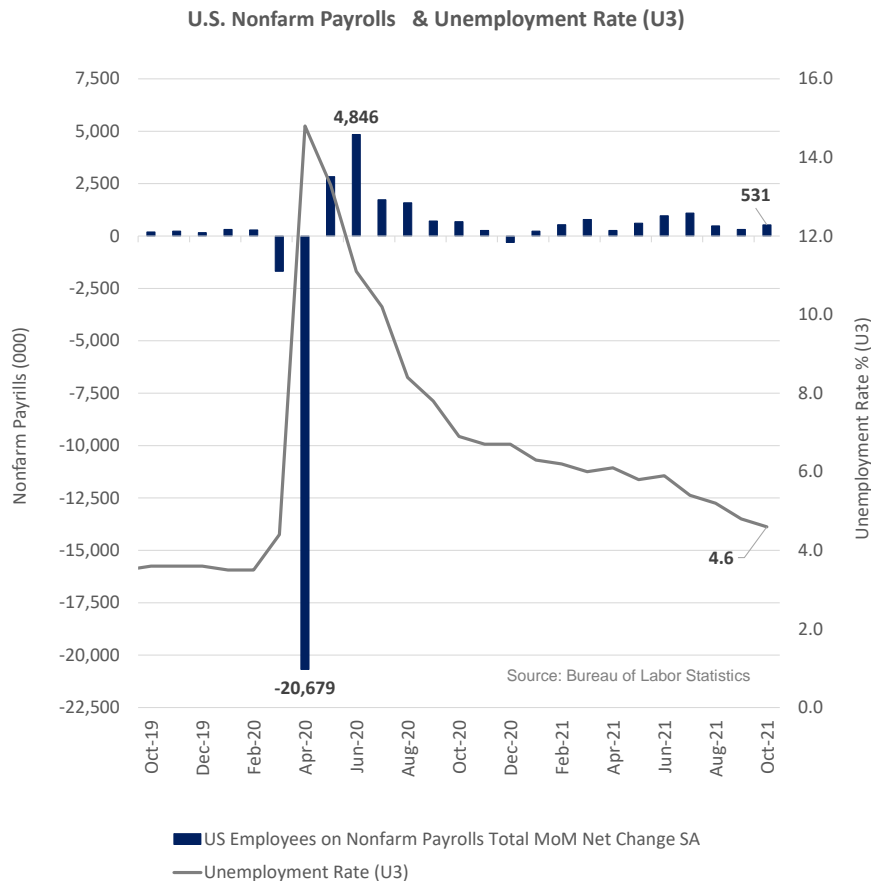
## ISM Indices Highlight Supply Chain Bottlenecks and Labor Shortages



Current ISM index levels are consistent with expectations for continued above-trend near-term growth despite ongoing headwinds.

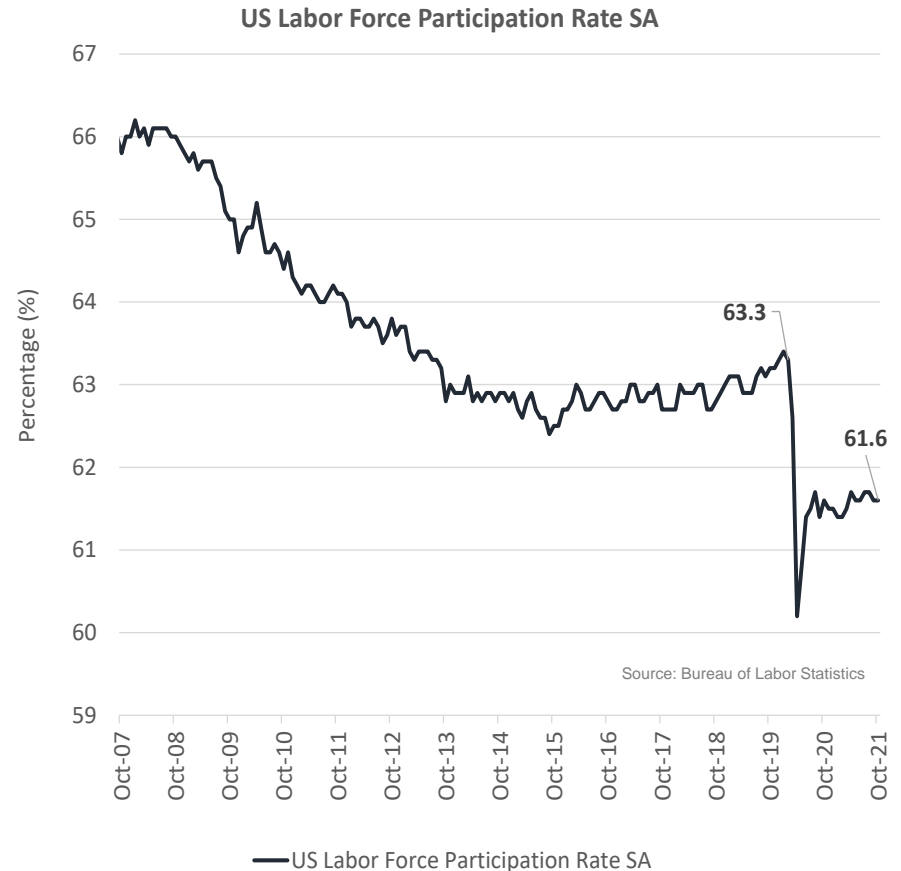
# Labor Markets: Labor Market Recovery Slowed in Q3 but Reaccelerated in October

## September Job Gains Missed Estimates for Second Straight Month



Public health concerns likely weighed on job growth in the third quarter, but declining cases should support labor markets in coming months.

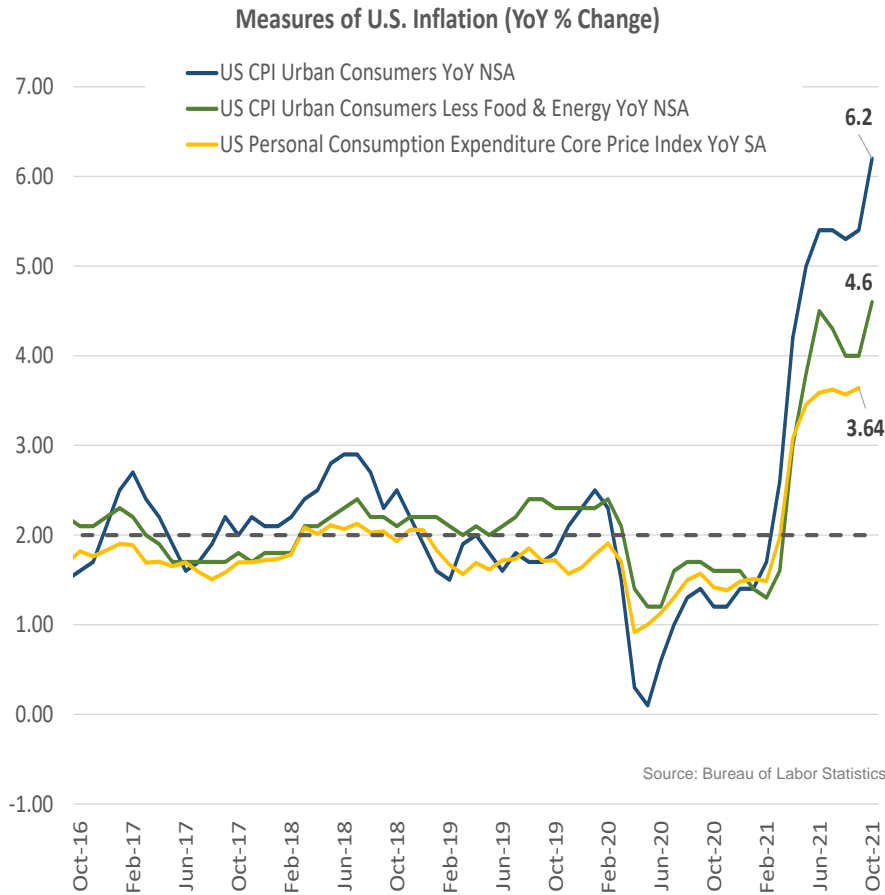
## Labor Force Participation Rate Remains Subdued



The persistently subdued labor force participation rate underscores the challenges for businesses looking to hire.

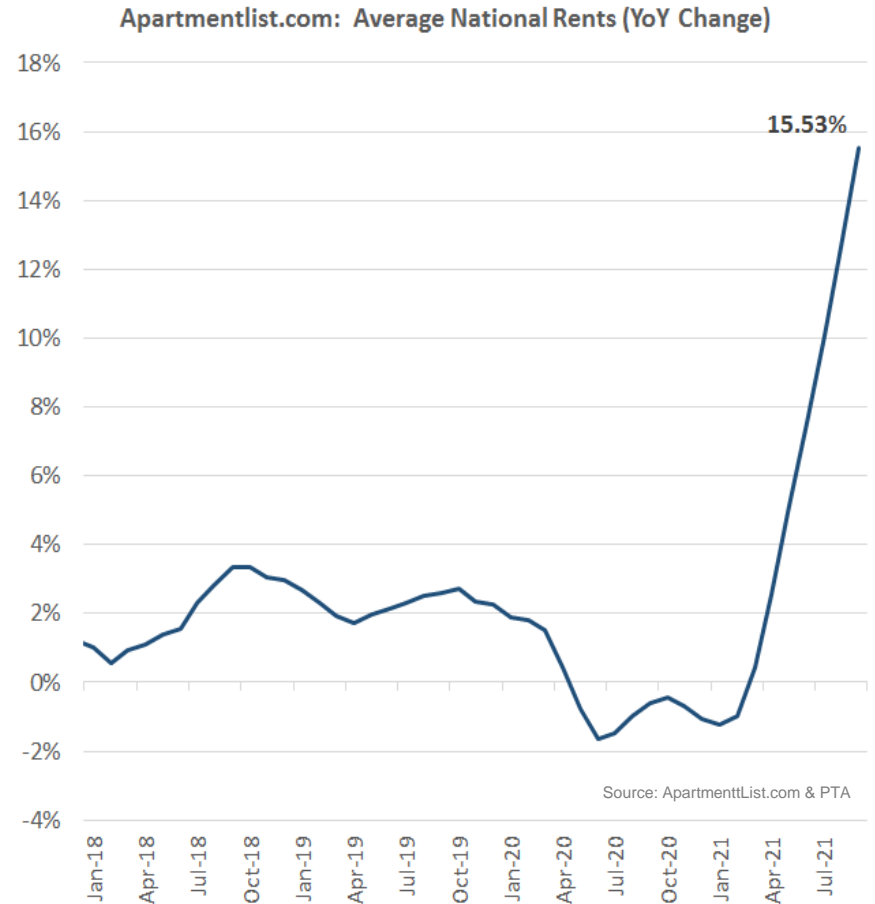
# Inflation: Price Pressures Remain Elevated Testing the Fed's Transitory Assumption

## Supply Chain Bottlenecks and Labor Shortages Spur Inflation



Consumer prices moderated in August but remain well above the Federal Reserve's stated 2% Target.

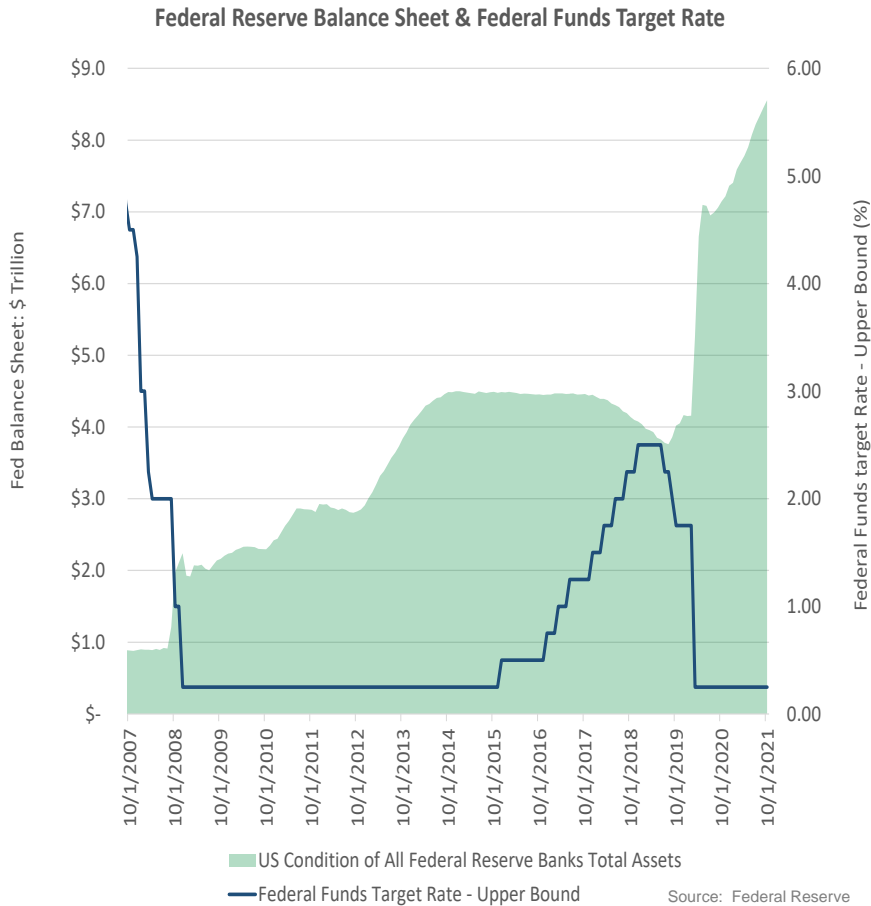
## Record Home Price Appreciation Fueling a Surge in Rental Costs



Swelling home prices have given rise to a surge in national rental rates that are expected to feed into measures of consumer inflation.

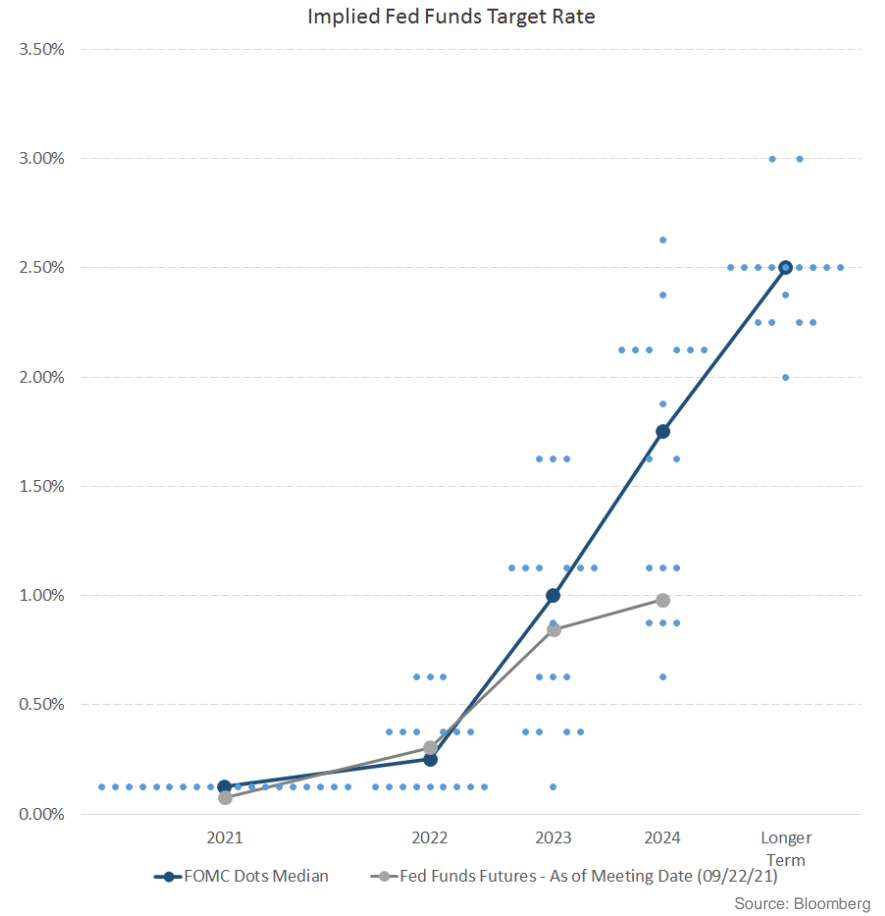
# Monetary Policy: Fed Poised to Taper Balance Sheet Purchases but Rate Policy Remains Patient

## Federal Reserve Poised to Taper Pace of Asset Purchases



The Fed announced plans to taper the pace of its \$120 billion per month asset purchases by \$15 billion per month.

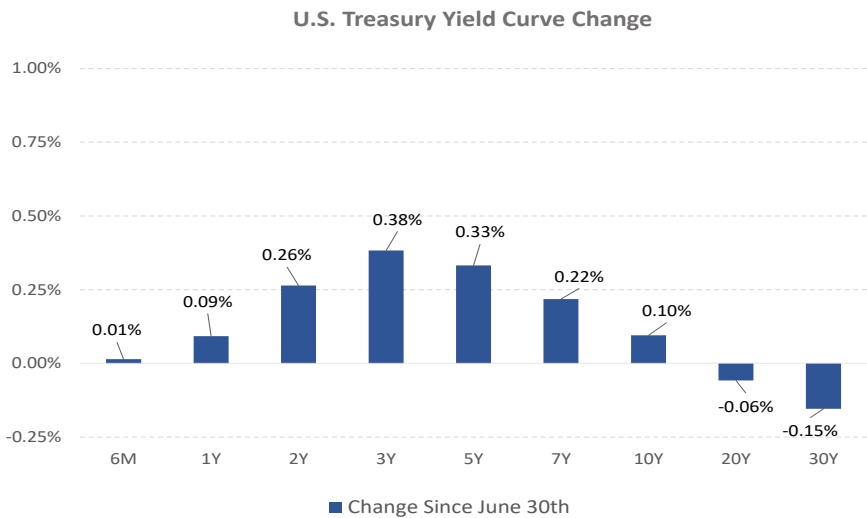
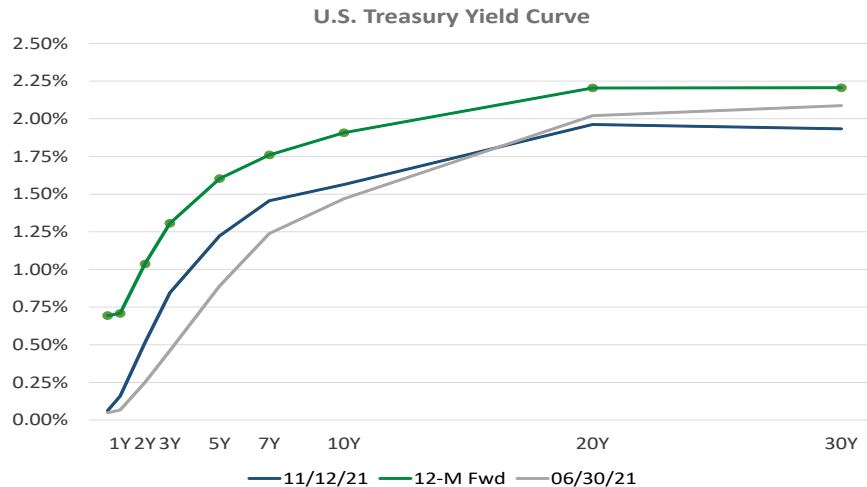
## First Rate Hike Not Now Expected by Mid 2022



The median of FOMC's "dot plot" is consistent with current market expectations for rate liftoff to occur in December 2022

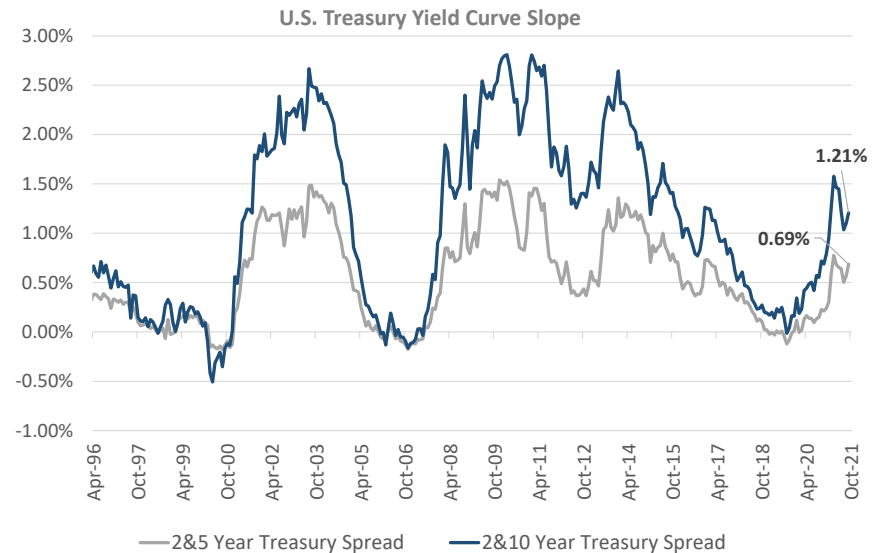
# Treasury Market: Intermediate-Term Yields Rise while Longer Term Rates Declined Modestly

## Treasury Yields Little Changed Over the Quarter Amidst Uncertainty



Source: Bloomberg

## Yield Curve Steepening Pauses as Growth Concerns Rise



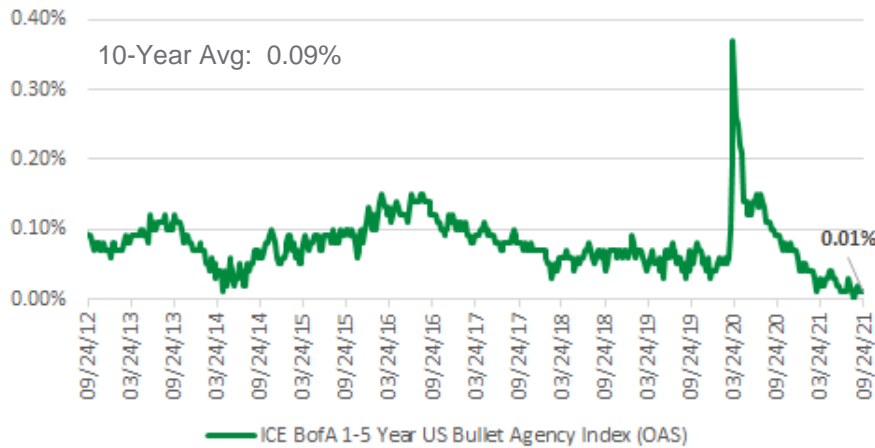
Source: Bloomberg

Short-Term interest rates remain anchored by the Federal Reserve's still-near zero short term interest rate policies. While intermediate term yields have risen on rising inflationary pressures and expectations of an eventual Federal Reserve rate hike, longer-term yields have fallen modestly as persistent inflation threatens to restrict consumer spending and weigh on broader economic growth.

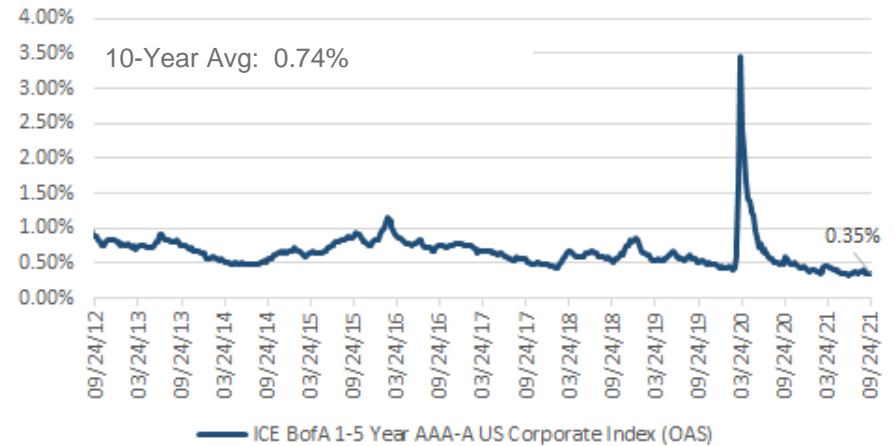
Looking ahead, a continued steepening of the intermediate-term portion of the yield curve appears poised to steepen further as the Federal Reserve's first rate hike is not anticipated until the middle of 2022.

# Credit Markets: Credit Spreads Remain Compressed Amidst Accommodative Financial Conditions

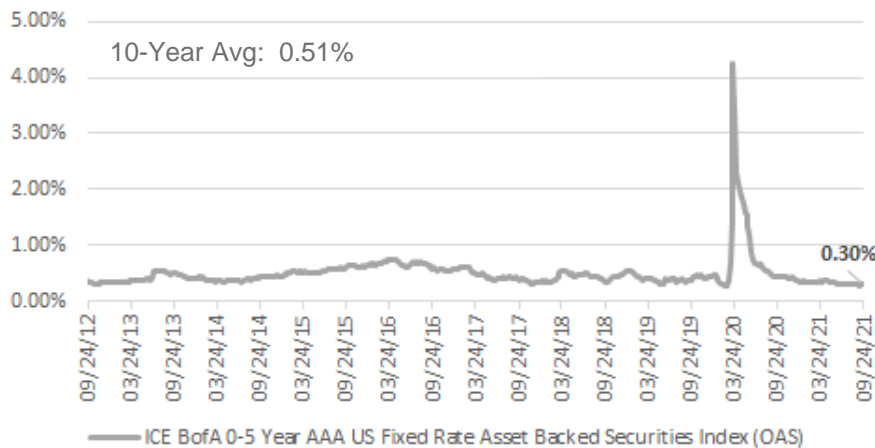
Federal Agency Yield Spread (OAS)



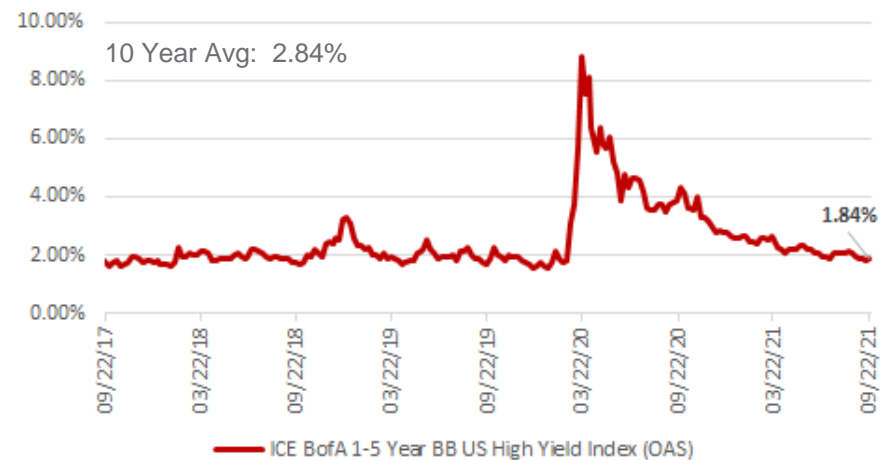
A-AAA Corporate Note Yield Spread (OAS)



AAA Asset-Backed Yield Spread (OAS)



BB High Yield Corporate Yield Spread (OAS)





# Portfolio Recap

**Economic Growth:** The U.S. economy continues to expand despite ongoing virus concerns and persistent supply chain bottlenecks and labor shortages. Amidst a surge in COVID-19 cases over the quarter, economists downgraded their forecasts for growth over the remainder of the year as rising public health concerns weigh on consumer confidence and threaten to derail the developing service sector recovery. While the pace of growth is expected to moderate from last quarter's 6.7% annualized rate, it is expected to remain well above trend in coming quarters as the economic reopening continues and then moderate to a more sustainable long-term growth trajectory. The Institute for Supply Management's manufacturing and service sector indices provide a range of important insights into the breadth and vitality of underlying economic momentum. While readings above 50 denote expansion, current index levels are consistent with expectations for continued above-trend near-term growth. Importantly, survey respondents continue to report that persistent supply chain disruptions and labor scarcity continue to impede their ability to meet growing demand and represent significant barriers to more robust growth.

**Labor Markets:** The pace of job growth slowed dramatically in the final two months of the quarter as concerns over surging COVID-19 cases likely weighed on hiring. Following job gains of nearly 1.1 million in July, the pace of hiring stalled in August and September with payrolls rising a much less-than-expected 366K and 194K, respectively. While the unemployment rate fell sharply to 4.8% in September from 5.2% the prior month, much of that drop is due to declines in the labor force participation rate which indicates a number of workers displaced during the pandemic remain on the sidelines. Businesses continue to report that hiring challenges continue to represent a significant headwind to meeting customer demand and the recent slowdown in hiring likely reflects, in part, the struggle between businesses striving to meet demand and job candidates seeking better opportunity and remaining slow to re-enter the labor force.

**Inflation:** Measures of consumer price inflation have risen sharply in recent months as logistical challenges associated with reviving previously shuttered global supply chains collided with resurgent consumer demand as global economies began to reopen. While the moderating pace of price gains in August is consistent with the Fed's contention that current price flare ups are transitory, mounting wage pressures stemming from persistent labor scarcity and record home price appreciation and related rent increases may prove more enduring and keep core inflation above the Fed's 2% target for some time. Through August, the core consumer price index and personal consumption expenditure index are up 4.0% and 3.6%, respectively.

**Monetary Policy:** Speaking at the Federal Reserve's August policy summit, Chair Jerome Powell said the U.S. central bank may begin tapering its monthly asset purchases by the end of the year as the economy continues to recover from the pandemic. Striking a cautiously optimistic tone, Powell reiterated that the Fed's framework for raising interest rates includes a "different and substantially more stringent test." This message was clearly received by the market, with a rate hike still not anticipated until the end of 2022. While the median of the Fed's so-called "dot plot" is consistent with current market expectations for the first rate hike next December, pricing of federal funds futures contracts indicate that market participants are less optimistic in the Fed's ability to reach their perceived longer-term neutral rate of 2.50%. As of the September 22nd FOMC meeting, fed funds futures markets reflect expectations of the overnight reaching only 1.0% by the end of 2024, well short of the Fed's median dots.

# Investment Strategy Outlook

**Interest Rate & Markets:** Although Treasury yields were little changed over the quarter, the net change over the period masks the volatility that characterized fixed income markets over the period. In response to the surge in virus cases that took place in August through mid September, Treasury yields traded lower as rising economic uncertainties resulted in a wave of downgraded third quarter growth forecasts. As new cases crested in mid September and began to retreat, yields rose dramatically in the final two weeks of the quarter on the improving public health backdrop and on the expectation that the Federal Reserve would commence the balance sheet taper in November. Over the quarter, 2-, 5-, and 10- year Treasury yields traded in ranges of between, 0.13% - 0.30% (2-year), 0.57% - 1.02% (5-year) and 1.17% - 1.54% (10-year), respectively. While uncertainties to the outlook remain, continued public health progress coupled with persistent fiscal deficits and the likely tapering of the Fed's balance sheet support expectations for higher interest rates and a steeper yield curve in the quarters ahead

In his remarks at the Kansas City Fed's annual Jackson Hole Symposium, Fed chair Powell all but cemented market expectations for the November tapering of the Fed's large scale asset purchase program. In our view, the reduction in liquidity stemming from the tapering asset purchases has the potential to reawaken volatility in credit markets and exert upward pressure on still extraordinarily narrow credit spreads. As credit markets eventually normalize to reflect less Fed intervention, robust credit analysis and thoughtful issuer selection will remain important drivers of risk-adjusted returns. Against this backdrop Public Trust anticipates maintaining a somewhat defensive posture in the portfolio summarized as follows:

**Duration:** Public trust anticipates maintain portfolio duration generally neutral to the portfolio benchmark as market participants and policy makers seek to determine whether recent economic momentum and related inflationary pressures reflect a more enduring improvement in underlying economic fundamentals or the transitory effects of the highly accommodative monetary and fiscal policies. As incoming data alters the perceived likelihood of potential economic and policy outcomes, PTA may implement certain tactical duration adjustments as bouts of volatility present opportunities to improve risk-adjusted returns.

**Yield Curve Positioning:** The Federal Reserve's stated tolerance for currently well above-target inflation coupled with still extraordinarily accommodative monetary policy, expectations for persistent federal budget deficits, and an improving public health outlook support expectations for the continued steepening of the yield curve. As incoming data shapes inflation and policy expectations, PTA will review opportunities to tactically underweight or overweight certain maturity tenors to capitalize on anticipated changes in the slope of the yield curve.

**Asset Allocation:** Credit spreads available on corporate bonds and other credit-sensitive sectors (e.g., ABS & CD's) remain deeply compressed in response to the Federal Reserve's aggressive actions to support market liquidity and financial conditions more generally. In Public Trust's view, such credit-sensitive sectors continue to warrant caution as credit spreads remain extraordinarily compressed and provide little protection against modest spread widening. Corporate bond allocation is expected to be maintained in a range of between 10% to 15% with a focus on issuer and maturity selection. Other credit-sensitive sectors, such as CD's and ABS, are expected to be maintained at 10% or less of total portfolio market value given narrow credit spreads and market liquidity considerations.



**San Mateo County Transportation Authority**  
Investment Report

07/01/2021 to 09/30/2021

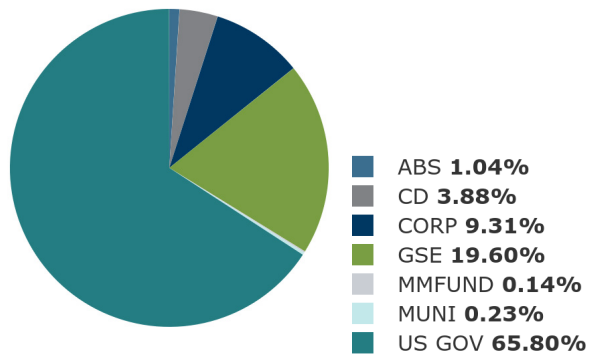
## Portfolio Characteristics

	06/30/21	09/30/21
Duration	2.605	2.612
Years to Effective Maturity	2.651	2.657
Years to Final Maturity	2.692	2.696
Coupon Rate	1.429	1.286
Book Yield	1.273	1.118
Market Yield	0.437	0.502
Benchmark Yield	0.434	0.495

## Portfolio Summary

Summary	06/30/21	09/30/21
Historical Cost	\$163,252,315.99	\$164,197,296.29
Book Value	163,677,471.82	164,298,565.43
Accrued Interest	302,416.22	545,371.19
Net Pending Transactions	0.00	0.00
<b>Book Value Plus Accrued</b>	<b>\$163,979,888.04</b>	<b>\$164,843,936.62</b>
Net Unrealized Gain/Loss	2,036,669.71	1,166,280.32
<b>Market Value Plus Accrued</b>	<b>\$166,016,557.76</b>	<b>\$166,010,216.94</b>

## Asset Allocation



## Income Summary

Period Income	Income
Interest Income	\$532,962.29
Net Amortization/ Accretion Income	(59,823.16)
Net Realized Gain/Loss	392,482.11
Other Income/Expenses	0.01
<b>Net Income</b>	<b>\$865,621.25</b>

Detail may not add to total due to rounding.



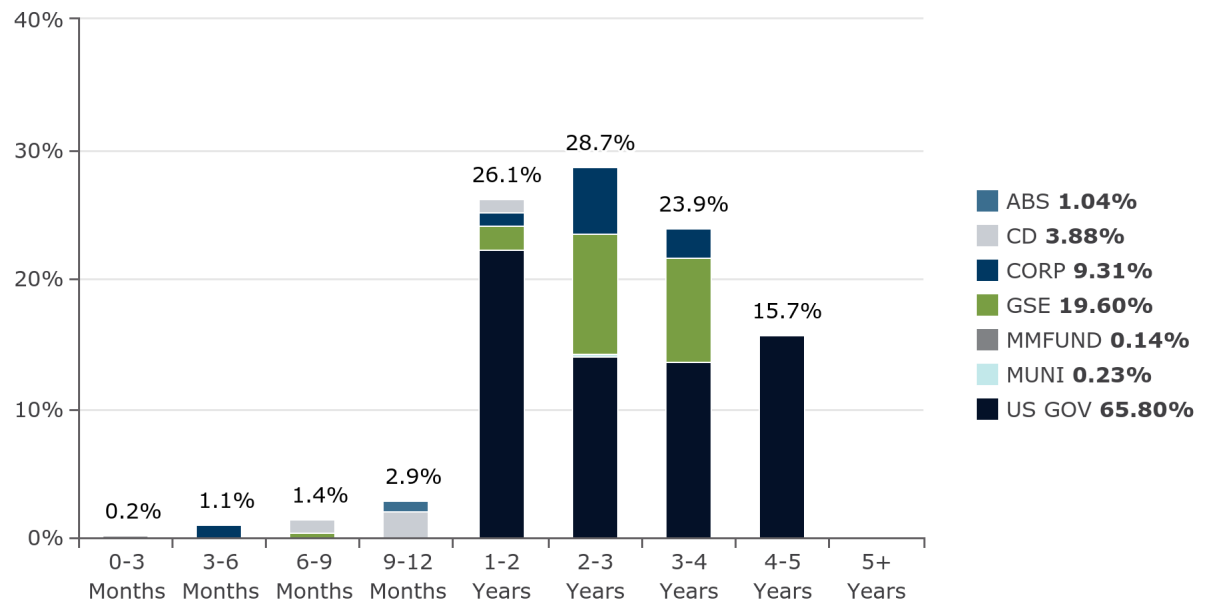
## Maturity Distribution by Security Type

Security Distribution	0-3 Months	3-6 Months	6-9 Months	9-12 Months	1-2 Years	2-3 Years	3-4 Years	4-5 Years	5+ Years	Portfolio Total
ABS	\$115,792.96	\$160,682.56	--	\$1,447,512.35	--	--	--	--	--	<b>\$1,723,987.87</b>
CD			1,540,344.58	3,257,553.60	1,641,479.47					<b>6,439,377.65</b>
CORP		1,626,659.41			1,545,052.98	8,743,646.75	3,535,977.69			<b>15,451,336.83</b>
FED INST (GSE)			775,591.25	63,137.93	3,059,229.71	15,246,007.75	13,393,058.27			<b>32,537,024.91</b>
MMFUND	236,504.84									<b>236,504.84</b>
MUNI						388,620.62				<b>388,620.62</b>
US GOV					37,080,698.69	23,295,301.30	22,711,857.48	26,145,506.74		<b>109,233,364.21</b>
<b>TOTAL</b>	<b>\$352,297.80</b>	<b>\$1,787,341.98</b>	<b>\$2,315,935.84</b>	<b>\$4,768,203.88</b>	<b>\$43,326,460.85</b>	<b>\$47,673,576.43</b>	<b>\$39,640,893.44</b>	<b>\$26,145,506.74</b>	<b>--</b>	<b>\$166,010,216.94</b>

## Top Ten Holdings

Issuer	Value
United States	65.80%
Federal Home Loan Mortgage Corporation	7.62%
Federal National Mortgage Association	6.98%
Federal Home Loan Banks	3.01%
Farm Credit System	1.98%
Apple Inc.	1.94%
Amazon.com, Inc.	1.34%
The PNC Financial Services Group, Inc.	1.00%
DNB Bank ASA	0.99%
Truist Financial Corporation	0.99%

## Maturity Distribution by Type



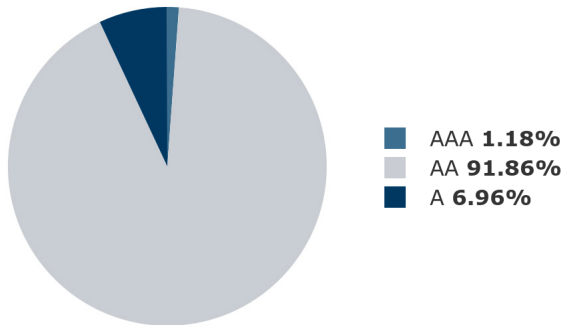
## S&P Rating Distribution

S&P Rating Distribution	Sep 30, 2021 Ending Balance	Portfolio Allocation
<b>Short Term Rating Distribution</b>		
A-1+	\$0.00	0.00%
A-1		
A-2		
<b>Total Short Term Ratings</b>	<b>\$0.00</b>	<b>0.00%</b>
<b>Long Term Rating Distribution</b>		
AAA	\$1,960,492.72	1.18%
AA	\$152,496,307.41	91.86%
A	\$11,553,416.82	6.96%
Below A		
Not Rated		
<b>Total Long Term Ratings</b>	<b>\$166,010,216.94</b>	<b>100.00%</b>
<b>Portfolio Total</b>	<b>\$166,010,216.94</b>	<b>100.00%</b>

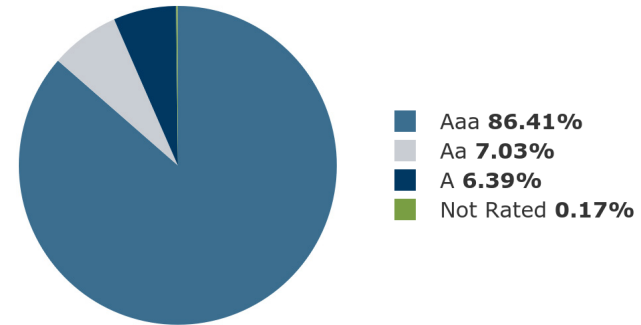
## Moody's Rating Distribution

Moody's Rating Distribution	Sep 30, 2021 Ending Balance	Portfolio Allocation
<b>Short Term Rating Distribution</b>		
P-1	\$0.00	0.00%
P-2		
<b>Total Short Term Ratings</b>	<b>\$0.00</b>	<b>0.00%</b>
<b>Long Term Rating Distribution</b>		
Aaa	\$143,454,406.31	86.41%
Aa	\$11,671,369.86	7.03%
A	\$10,607,965.24	6.39%
Below A		
Not Rated	\$276,475.52	0.17%
<b>Total Long Term Ratings</b>	<b>\$166,010,216.94</b>	<b>100.00%</b>
<b>Portfolio Total</b>	<b>\$166,010,216.94</b>	<b>100.00%</b>

## Allocation by Standard and Poor's Rating



## Allocation by Moody's Rating

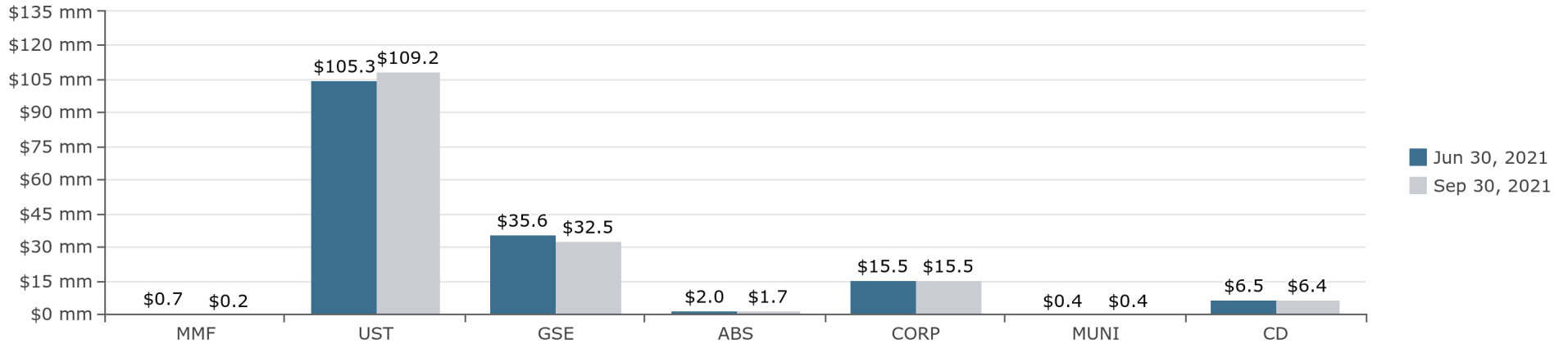




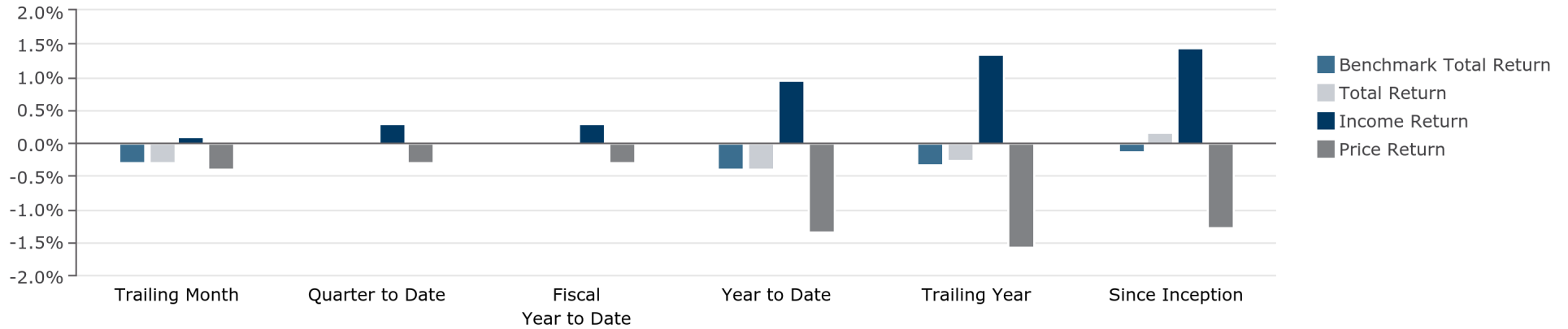
## Market Value Basis Security Distribution

Security Distribution	Jun 30, 2021 Ending Balance	Jun 30, 2021 Portfolio Allocation	Sep 30, 2021 Ending Balance	Sep 30, 2021 Portfolio Allocation	Change in Allocation	Book Yield
U.S. Treasury Notes	\$105,305,905.27	63.43%	\$109,233,364.21	65.80%	2.37%	1.15%
Federal Instrumentality (GSE)	35,643,923.96	21.47%	32,537,024.91	19.60%	(1.87%)	0.50%
Money Market Funds	\$687,998.76	0.41%	\$236,504.84	0.14%	(0.27%)	0.00%
Corporate Notes	15,530,152.50	9.35%	15,451,336.83	9.31%	(0.05%)	1.74%
Asset-Backed Securities	1,991,836.52	1.20%	1,723,987.87	1.04%	(0.16%)	1.58%
CD	6,464,991.69	3.89%	6,439,377.65	3.88%	(0.02%)	2.13%
Municipal Bonds	391,749.06	0.24%	388,620.62	0.23%	(0.00%)	2.10%
<b>Portfolio Total</b>	<b>\$166,016,557.76</b>	<b>100.00%</b>	<b>\$166,010,216.94</b>	<b>100.00%</b>		<b>1.12%</b>

## Asset Balance by Security Type



## Total Return vs Benchmark



Period	Period Begin	Period End	Benchmark Total Return	Total Return	Income Return	Price Return
Trailing Month	09/01/2021	09/30/2021	-0.286%	-0.289%	0.091%	-0.380%
Quarter to Date	07/01/2021	09/30/2021	0.005%	-0.003%	0.285%	-0.288%
Fiscal Year to Date	07/01/2021	09/30/2021	0.005%	-0.003%	0.285%	-0.288%
Year to Date	01/01/2021	09/30/2021	-0.377%	-0.384%	0.953%	-1.338%
Trailing Year	10/01/2020	09/30/2021	-0.323%	-0.248%	1.339%	-1.586%
Since Inception	07/08/2020	09/30/2021	-0.131%	0.154%	1.439%	-1.289%

Account	Index	Index Start Date	Index End Date
San Mateo Co. Transp. Auth.	ICE BofA 1-5 Year AAA-AA US Corporate & Government Index	2006-10-31	--



**San Mateo County Transportation Authority Measure W**  
Investment Report

07/01/2021 to 09/30/2021

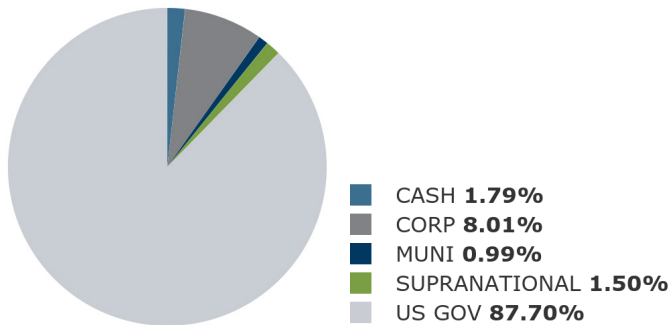
## Portfolio Characteristics

	06/30/21	09/30/21
Duration	0.000	2.531
Years to Effective Maturity	0.000	2.561
Years to Final Maturity	0.000	2.564
Coupon Rate	0.000	0.488
Book Yield	0.000	0.412
Market Yield	0.000	0.466
Benchmark Yield	0.434	0.495

## Portfolio Summary

Summary	06/30/21	09/30/21
Historical Cost	\$20,000,200.00	\$49,998,245.32
Book Value	20,000,200.00	49,992,211.31
Accrued Interest	0.00	47,041.70
Net Pending Transactions	0.00	0.00
<b>Book Value Plus Accrued</b>	<b>\$20,000,200.00</b>	<b>\$50,039,253.01</b>
Net Unrealized Gain/Loss	0.00	(102,988.67)
<b>Market Value Plus Accrued</b>	<b>\$20,000,200.00</b>	<b>\$49,936,264.34</b>

## Asset Allocation



## Income Summary

Period Income	Income
Interest Income	\$45,170.35
Net Amortization/ Accretion Income	(6,034.01)
<b>Net Income</b>	<b>\$39,136.34</b>

Detail may not add to total due to rounding.

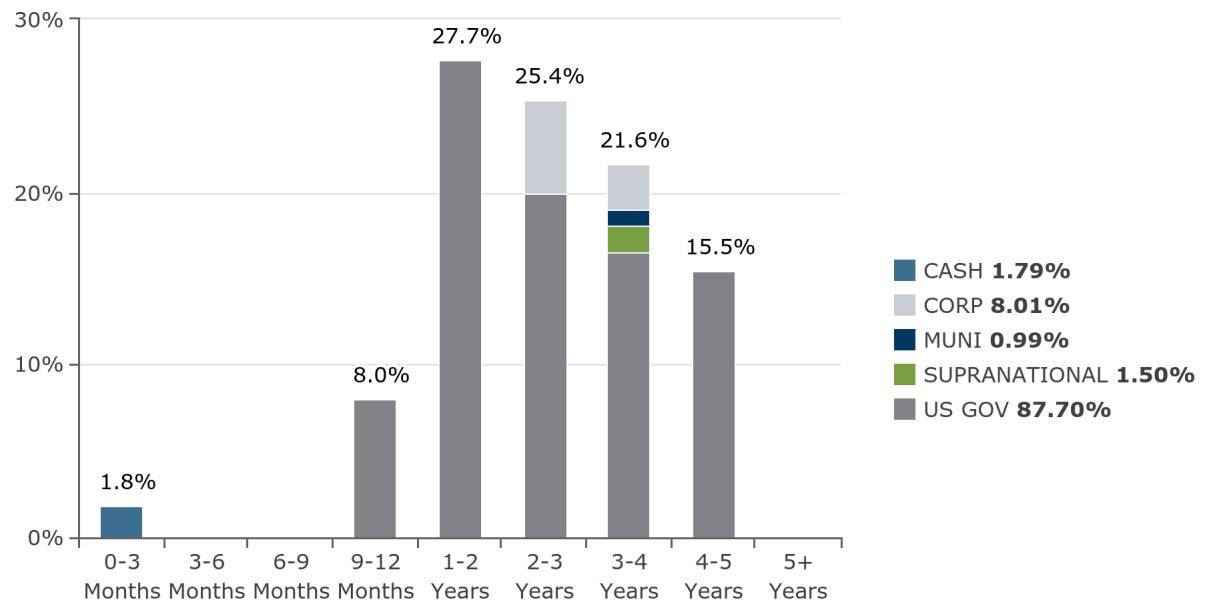
## Maturity Distribution by Security Type

Security Distribution	0-3 Months	3-6 Months	6-9 Months	9-12 Months	1-2 Years	2-3 Years	3-4 Years	4-5 Years	5+ Years	Portfolio Total
CASH	\$895,978.32	--	--	--	--	--	--	--	--	<b>\$895,978.32</b>
CORP						2,699,644.06	1,301,663.56			<b>4,001,307.62</b>
MUNI							496,200.14			<b>496,200.14</b>
SUPRANATIONAL							749,295.28			<b>749,295.28</b>
US GOV				3,981,210.43	13,844,177.45	9,984,718.68	8,254,160.91	7,729,215.52		<b>43,793,482.98</b>
<b>TOTAL</b>	<b>\$895,978.32</b>	<b>--</b>	<b>--</b>	<b>\$3,981,210.43</b>	<b>\$13,844,177.45</b>	<b>\$12,684,362.74</b>	<b>\$10,801,319.89</b>	<b>\$7,729,215.52</b>	<b>--</b>	<b>\$49,936,264.34</b>

## Top Ten Holdings

Issuer	Value
United States	87.70%
Toyota Motor Corporation	2.73%
(CCYUSD) UNITED STATES OF AMERICA	1.79%
Caterpillar Inc.	1.61%
Apple Inc.	1.58%
International Bank for Reconstruction and Development	1.50%
Amazon.com, Inc.	1.06%
U.S. Bancorp	1.02%
State Of Washington	0.99%

## Maturity Distribution by Type



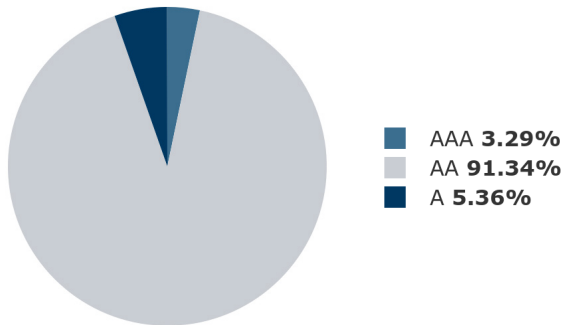
## S&P Rating Distribution

S&P Rating Distribution	Sep 30, 2021 Ending Balance	Portfolio Allocation
<b>Short Term Rating Distribution</b>		
A-1+	\$0.00	0.00%
A-1		
A-2		
<b>Total Short Term Ratings</b>	<b>\$0.00</b>	<b>0.00%</b>
<b>Long Term Rating Distribution</b>		
AAA	\$1,645,273.60	3.29%
AA	\$45,612,009.07	91.34%
A	\$2,678,981.67	5.36%
Below A		
Not Rated		
<b>Total Long Term Ratings</b>	<b>\$49,936,264.34</b>	<b>100.00%</b>
<b>Portfolio Total</b>	<b>\$49,936,264.34</b>	<b>100.00%</b>

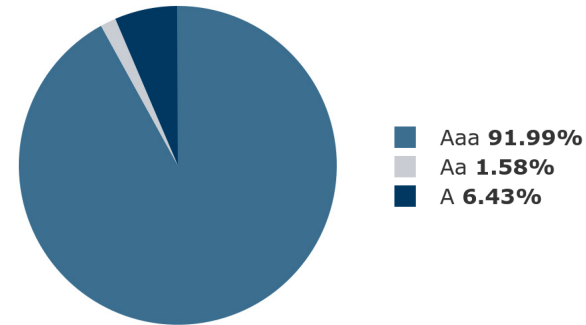
## Moody's Rating Distribution

Moody's Rating Distribution	Sep 30, 2021 Ending Balance	Portfolio Allocation
<b>Short Term Rating Distribution</b>		
P-1	\$0.00	0.00%
P-2		
<b>Total Short Term Ratings</b>	<b>\$0.00</b>	<b>0.00%</b>
<b>Long Term Rating Distribution</b>		
Aaa	\$45,934,956.72	91.99%
Aa	\$791,027.99	1.58%
A	\$3,210,279.62	6.43%
Below A		
Not Rated		
<b>Total Long Term Ratings</b>	<b>\$49,936,264.34</b>	<b>100.00%</b>
<b>Portfolio Total</b>	<b>\$49,936,264.34</b>	<b>100.00%</b>

## Allocation by Standard and Poor's Rating



## Allocation by Moody's Rating





## Market Value Basis Security Distribution

Security Distribution	Jun 30, 2021 Ending Balance	Jun 30, 2021 Portfolio Allocation	Sep 30, 2021 Ending Balance	Sep 30, 2021 Portfolio Allocation	Change in Allocation	Book Yield
Cash	\$20,000,200.00	100.00%	\$895,978.32	1.79%	(98.21%)	0.00%
U.S. Treasury Notes			\$43,793,482.98	87.70%	87.70%	0.39%
Corporate Notes			\$4,001,307.62	8.01%	8.01%	0.65%
Municipal Bonds			496,200.14	0.99%	0.99%	0.67%
Supranational			749,295.28	1.50%	1.50%	0.59%
<b>Portfolio Total</b>	<b>\$20,000,200.00</b>	<b>100.00%</b>	<b>\$49,936,264.34</b>	<b>100.00%</b>		<b>0.41%</b>

## Asset Balance by Security Type

