

Safe Routes to School

January 2024

San Mateo County Transportation Authority

Theresa Vallez-Kelly, MPH
Coordinator Safe Routes to School
San Mateo County Office of Education



Vision and Mission

Vision

The efforts of Safe Routes to School in San Mateo County result in less traffic congestion around schools, improved air quality, a greener, healthier community and an increase in self-reliance among San Mateo County children who walk and bike to school. Safe Routes to School is the catalyst for teaching children traffic safety skills and encouraging them to take an active mode of transportation to school. San Mateo County communities support this initiative with infrastructure that provides safe passage for children.

Mission

San Mateo County Safe Routes to School encourages and enables school children to walk and bicycle to school by implementing projects and activities that improve the health, well-being, and safety of children, which result in less traffic congestion and emissions caused by school-related travel.



ENGAGEMENT

All Safe Routes to School Initiatives should begin by listening to students, families, teachers, and school leaders and working with existing community organizations, and build intentional ongoing engagement opportunities into the program structure.



EQUITY

Ensuring that Safe Routes to School Initiatives are benefiting all demographic groups, with particular attention to ensuring safe, healthy, and fair outcomes for low-income students, students of color, students of all genders, students with disabilities, and others



ENCOURAGEMENT

Generating enthusiasm and increased walking and bicycling for students through events, activities, & programs



ENGINEERING

Creating physical improvements to streets and neighborhoods that make walking and bicycling safer, more comfortable, and more convenient.



EDUCATION

Providing students and the community with the skills to walk and bicycle safely, educating them about the benefits of walking and bicycling, and teaching them about the broad range of transportation choices



EVALUATION

Assessing which approaches are more or less successful, ensuring that programs and initiatives are supporting equitable outcomes, and identifying unintended consequences or opportunities to improve the effectiveness of each approach

Benefits of Safe Routes to School

Why Safe Routes to School Matters...

BETTER GRADES

Students who are more active tend to do better in school. Just 20 minutes of physical activity (or about the time it takes to walk a mile) can increase test scores.



SAFER STREETS

Communities with higher rates of walking and rolling tend to have lower crash rates. Drivers may become more cautious when they expect to see people walking and rolling.



COST SAVINGS

Walking or biking to school can save money on gas and other vehicle expenses. Reduced car trips can also save money on road maintenance.



HAPPIER, HEALTHIER KIDS!

One mile of walking equals 2/3 of the recommended 60 minutes of daily physical activity. Exercise can also help reduce stress, depression, and anxiety.



CLEANER AIR

Transportation is the leading source of greenhouse gas emissions in the United States. Walking or biking to school can save car trips, leading to cleaner air and healthier lungs.



LESS TRAFFIC

Nationally, 10-14% of car trips during morning rush hour are for school travel. Walking or biking to school can reduce car trips, leading to less traffic congestion.



IT'S FUN!

Walking or biking to school is a fun way for kids to start their day!!




Funding



2011 - present



2020 - present



2014 - March 2023

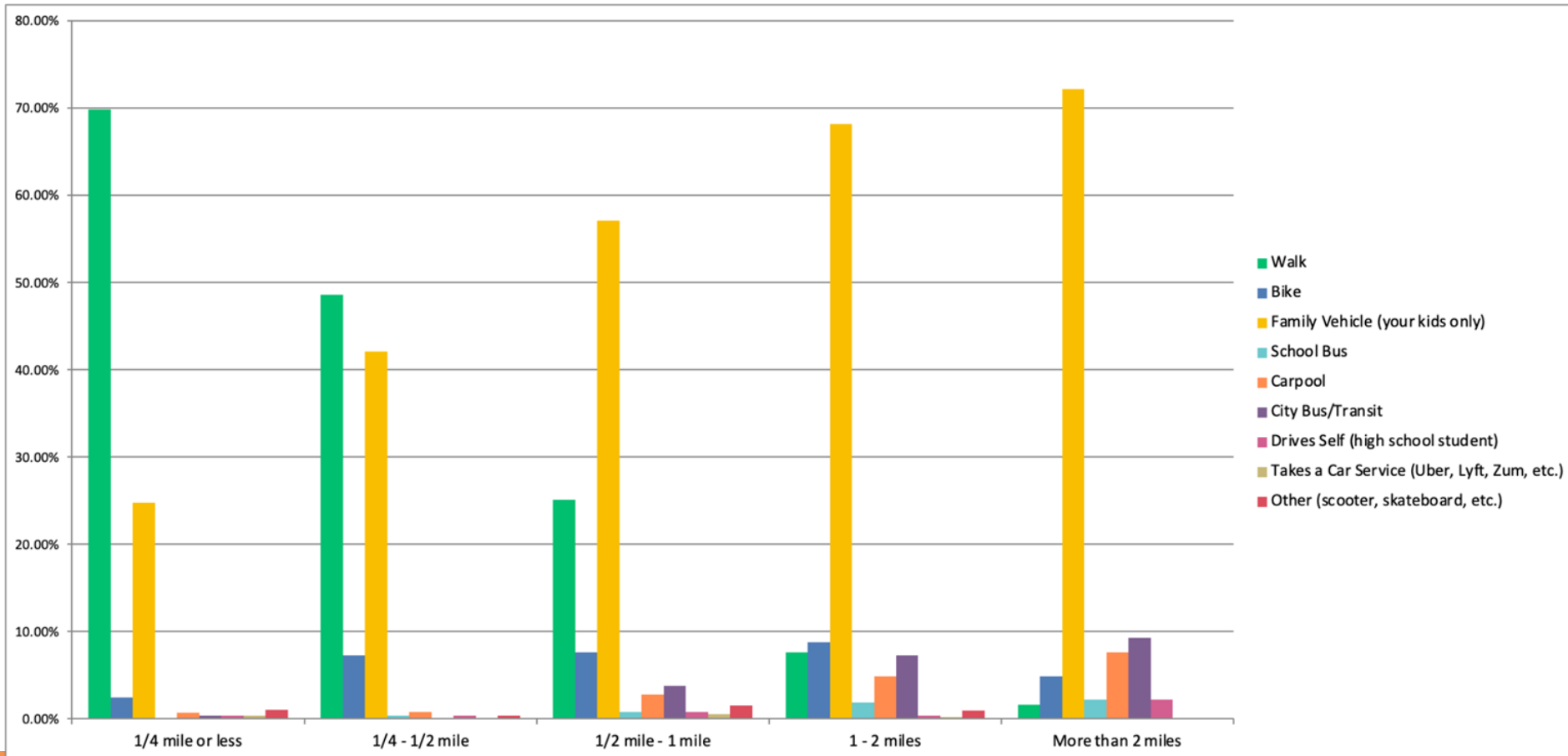


2018 - present

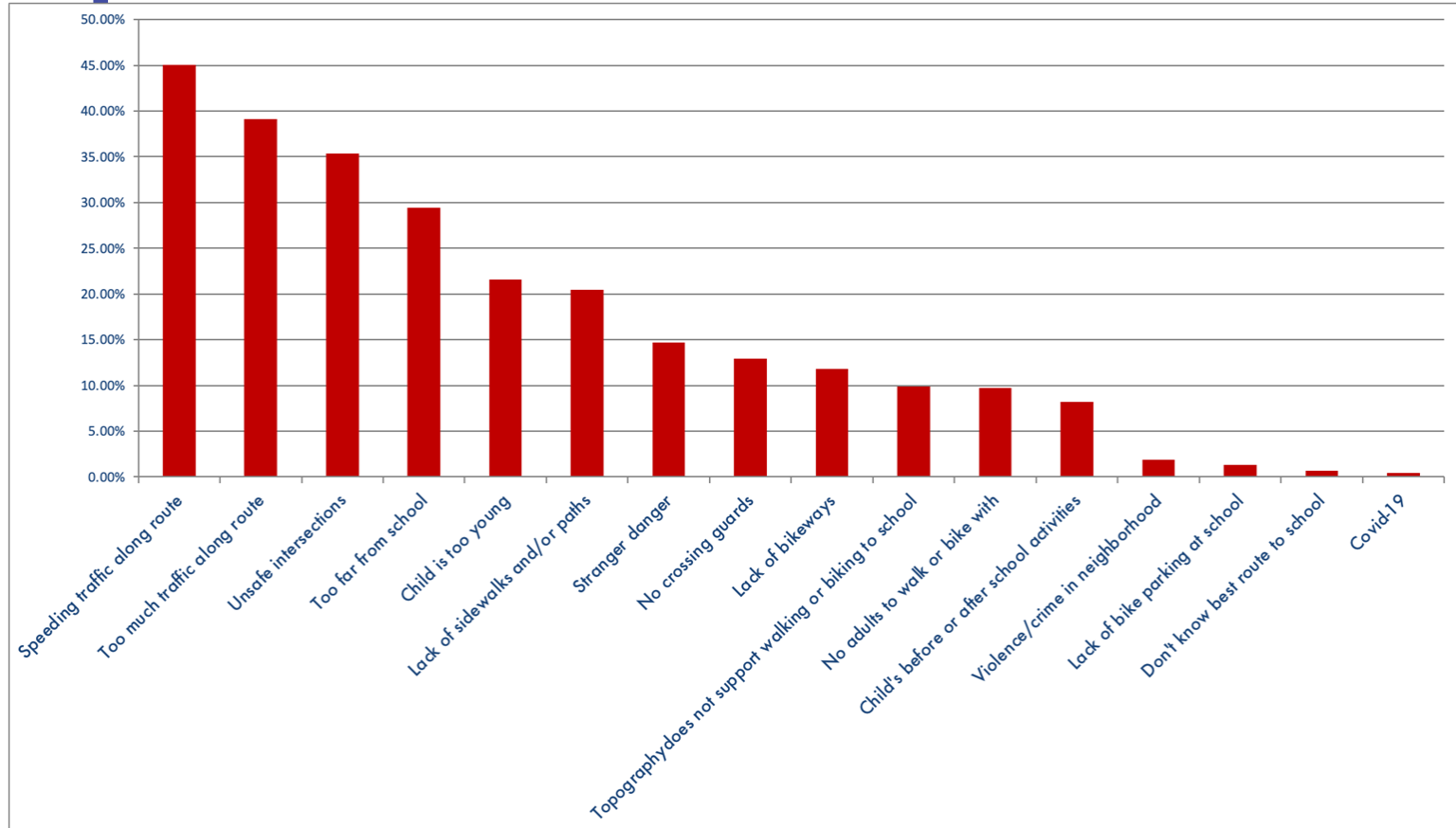
Parent/Caregiver Survey



How does your child **USUALLY** travel to school?



Top Three Concerns



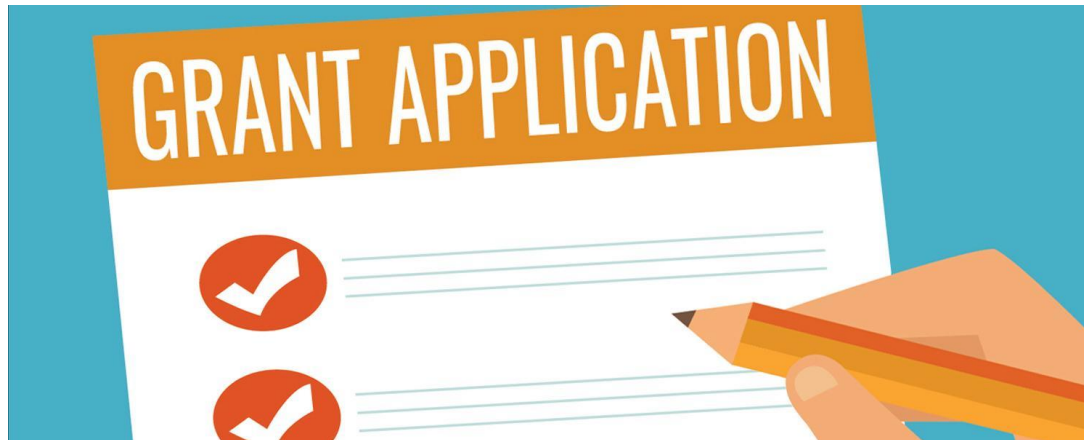
Grant Program

2022-2023

- \$130,000 - Infrastructure/Special Projects (TA)
 - 12 grantees

2023-2024

- \$149,262 - Infrastructure/Special Projects (TA)
 - 14 grantees



2022-2023 Projects

El Granada School / Cabrillo Unified School District	Multimodal trail connection to school
Pacifica School District	Crosswalk improvements
Westlake Elementary/JESD	Marquee
La Honda-Pescadero Unified School District	Container, tools, and pop up project items
Roy Cloud Elementary School/RCSD	Covered bike locker, scooter/skateboard docks, and traffic signs for bike rodeos
Benjamin Franklin Intermediate School/JESD	Bike, scooter, skateboard racks
Belmont-Redwood Shores	Crossing Guard Program
Sunshine Garden / SSFUSD	Electronic gate/sidewalk striping
Menlo Atherton High School/SUHSD	Supplies, staff time
Las Lomas Elementary School District	Bike shed and Bike Repair
Hillsdale High School/SMUHSD	Bike rack, supplies
Lower Laurel Elementary School/MPCSD	Bike rack

2022-2023 Projects



2023-2024 Projects

SUHSD_Menlo-Atherton High School	Materials and supplies
Cabrillo Unified School / Half Moon Bay High School	High visibility crosswalks/ped/bike pathways
SUHSD_Woodside High School	Bike shed program materials and supplies
La Honda-Pescadero Unified School District_Pescadero Middle & High School	Bike shed program materials and supplies
Pacifica School District_Ortega Elementary School	Ortega Elementary School Crosswalk Improvement and Purchase/Install Flashing Beacon
San Bruno Park	Improve Bike/Pedestrian safety for 3 San Bruno Park Schools (Bell Air, Allen, and John Muir)
South San Francisco Unified School District_Spruce Elementary School	Bike racks
MESD_Green Hills Elementary School	Quick build pedestrian refuge island
Belmont-Redwood Shores School District	Crossing Guard Program & Parking Lot Safety
MESD_Meadows Elementary School	Planning and design of RFB
Las Lomas Elementary School District / Las Lomas Elementary School	Bike racks
SMUHSD_Hillsdale High School	Bike shed program materials and supplies

Walk Audits



Millbrae | Student Involved Demonstration Project



Redwood City | Quick Build Design + Implementation



Thank You, Transportation Authority!



Thank You!
tvkelly@smcoe.org