



Measure A Local Shuttle Program Status

January 9, 2014
Board of Directors



Overview

- **New Measure A Local Shuttle Program**
- **Program Performance for FY2013**





New Measure A Local Shuttle Program

- **Shuttles: 4% of Measure A Program**
- **Provides matching funds for operation of local shuttle service**
- **Minimum 25% match required**

3



Measure A Allocations to date

Fiscal Year	Allocation
2011	\$1,342,000
2012	\$1,430,000
2013	\$2,178,000
2014	\$2,542,000
Total	\$7,492,000

4



Funding Sources

30 Shuttles were allocated Measure A Funds for Shuttle Operations in Fiscal years 2013 & 2014

- \$9.4 million total Operating Cost
 - \$4.7 million Measure A funds (50%)
 - \$4.7 million in matching funds (50%)

5



Types of Shuttles

- 23 Commuter Shuttles
- 6 Community Shuttles
- 1 Combination
Commuter/Community Shuttle

6



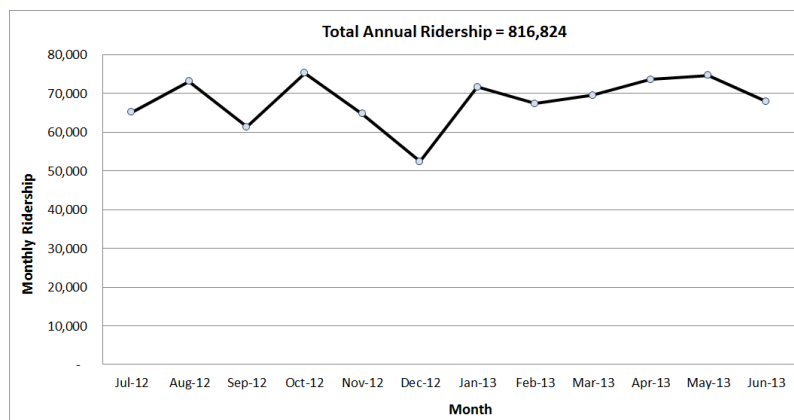
FY2013 Performance

- **28 Operating Shuttles**
- **Sponsor Progress Reports**
 - Ridership
 - Total Operating Cost
 - Total Service Hours
- **Program Performance Metrics**
 - Ridership
 - Cost/passenger
 - Passengers/service hour

7



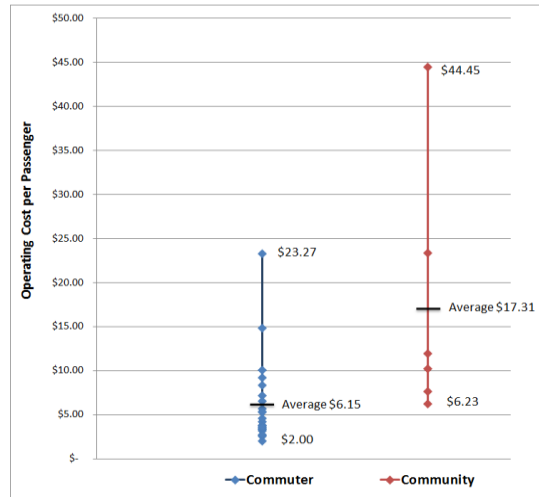
Monthly Ridership for FY2013



8



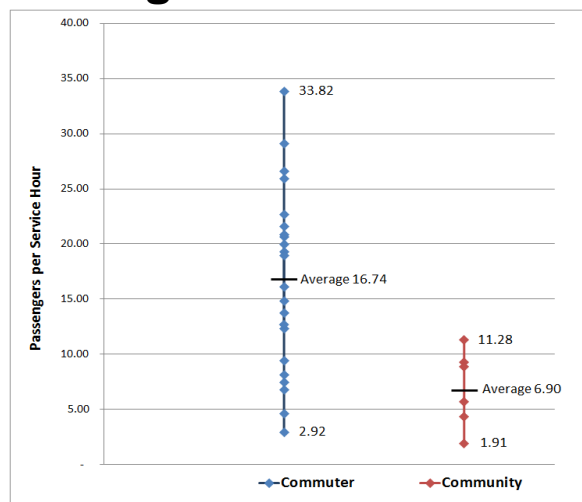
Operating Cost/Passenger



9



Passengers/Service Hour



10



Questions

