



Measure A Local Shuttle Program Status

December 3, 2015
Board of Directors
Agenda Item 11a



Overview

- **New Measure A Local Shuttle Program**
- **Program Performance for FY2015**
- **Related Activity**





New Measure A Local Shuttle Program

- **Shuttles: 4% of Measure A Program**
- **Provides matching funds for operation of local shuttle service**
- **Minimum 25% match required**

3



Measure A Allocations to date

Call for Projects Funding Cycle	Allocations
FY2011 & FY2012	\$2.772 mil.
FY2013 & FY2014	\$4.72 mil.
FY2015 & FY2016	\$5.805 mil.
Total	\$13.297 mil.

4



Funding Sources

- **29 shuttles allocated Measure A funds for operation in FY2015 & FY2016**
 - \$ 5.8 million Measure A funds (56%)
 - \$ 4.6 million in matching funds (44%)
 - \$10.4 million projected total cost

5



FY2015 & FY2016 Shuttle Types

Shuttles	Type
24	Commuter
3	Community-serving
2	Combination
29	

Shuttles	Type
25	Existing ¹
4	New
	- Bayshore Technology Park
	- East/West Community
	- East Palo Alto Caltrain
	- Foster City Mid-day ²
29	

1) The existing Genentech/Gateway - Main Shuttle received an allocation but was subsequently 100% privately subsidized

2) The Foster City Mid-day shuttle received an allocation but was subsequently withdrawn per sponsor request

6



Measure A Funded Shuttles



7



Measure A Funded Commuter Shuttles



8



Measure A Funded Community Shuttles



9



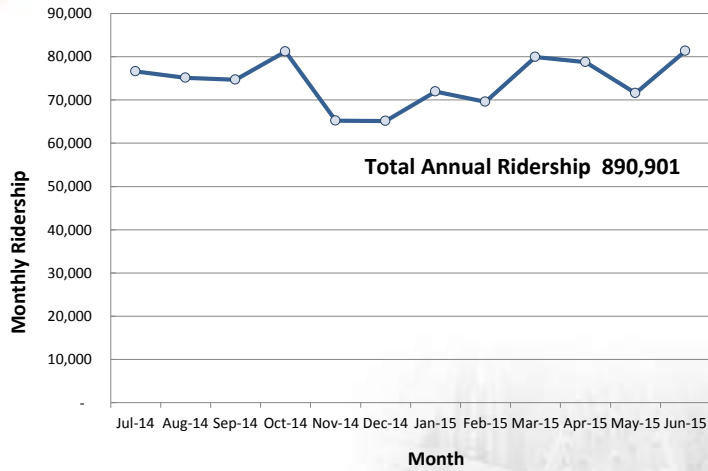
FY2015 Performance

- 28 Different operating shuttles
- Sponsor progress reports
 - Ridership
 - Total operating cost
 - Total service hours
- Program performance
 - Ridership
 - Cost/passenger
 - Passengers/service hour

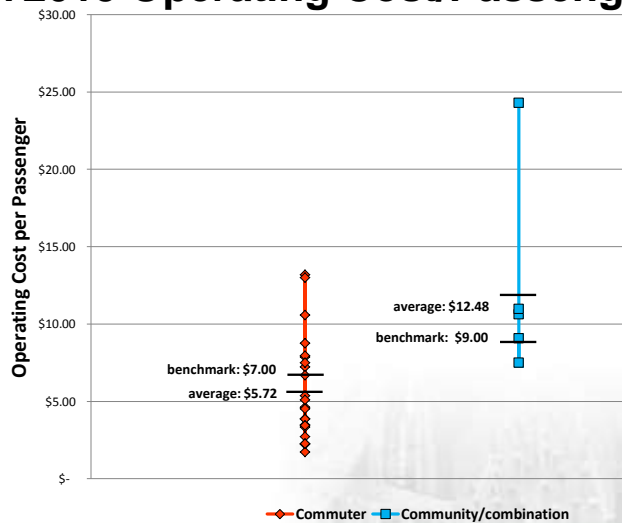
10



FY2015 Monthly Ridership

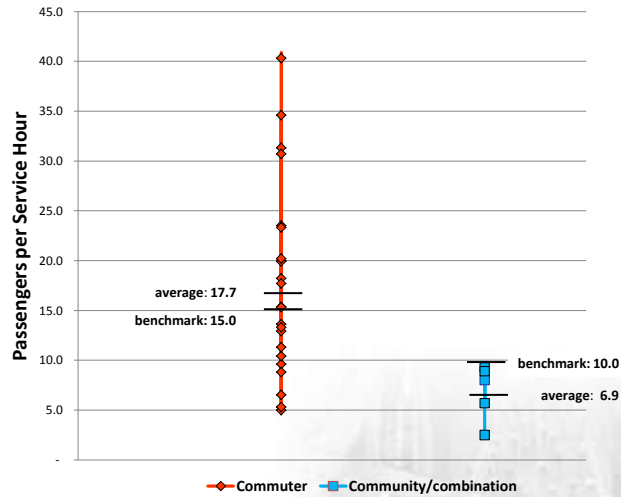


FY2015 Operating Cost/Passenger





FY2015 Passengers/Service Hour



13



Related Activities

- TA staff proposing a few refinements to upcoming funding calls to better promote cost effective service
- Joint TA-C/CAG Call for Projects to be released December 2015

14